

DDS HCBS Compliance

Data as of August 30, 2024

- State Overview (all HCBS settings combined)
- Statewide Progress by Regional Center
- Regional Center Specific Data

Overview of DDS HCBS Compliance

HCBS Settings

7688	7688	0	100.0%
Total Settings	Settings Reviewed	Not Yet Visited	Settings Reviewed

Compliance Status

7609	79	99.0%	99.0%
Compliant	In Progress	Compliant (Reviewed)	Compliant (Required)

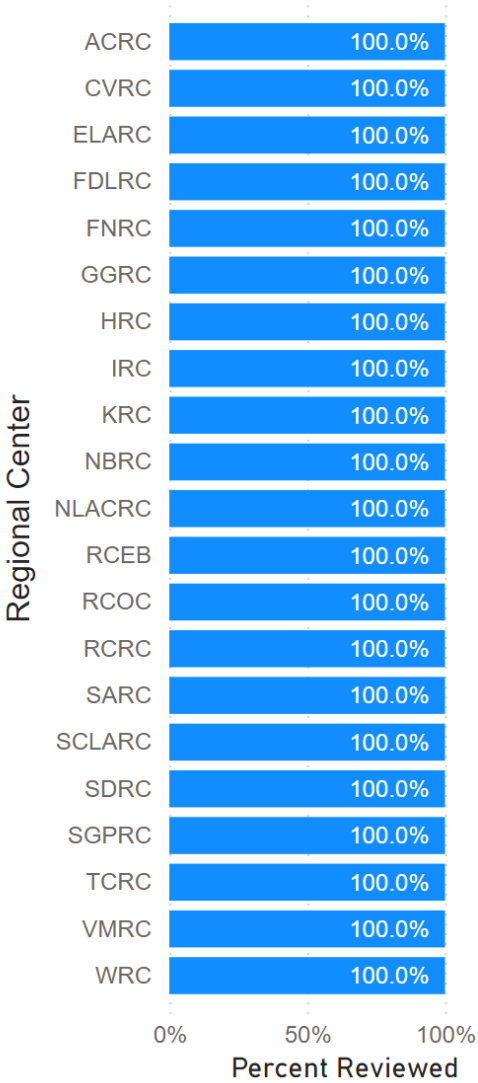
Remediation Plans

48	30	0
Technical Assistance	CAP Issued	Provider Appeal

Sanctions

1	0	0
Moratorium	Alternative Options	50% Payment Withhold

Settings Reviewed by Regional Center

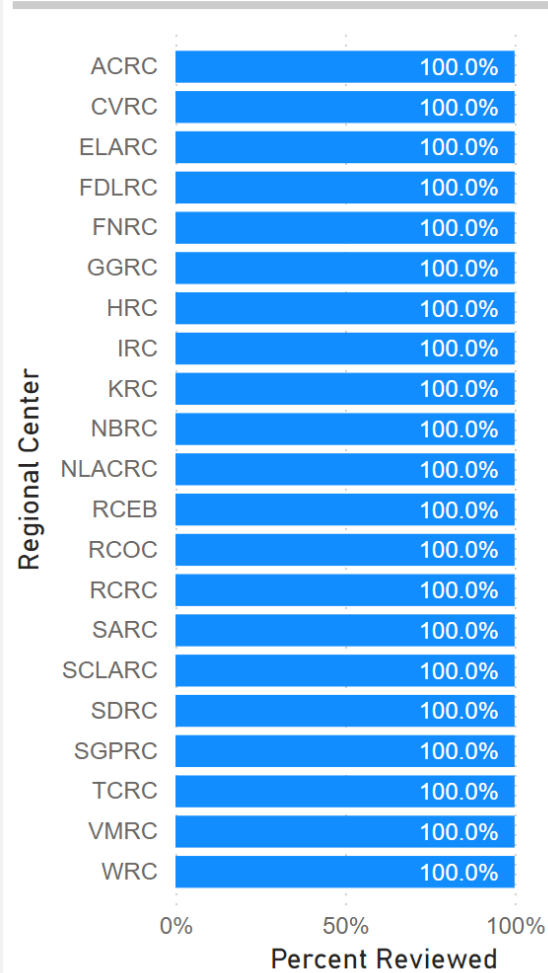


All Setting Types

Statewide Progress

Reviewed HCBS Settings

Percent of Settings Reviewed by Regional Centers

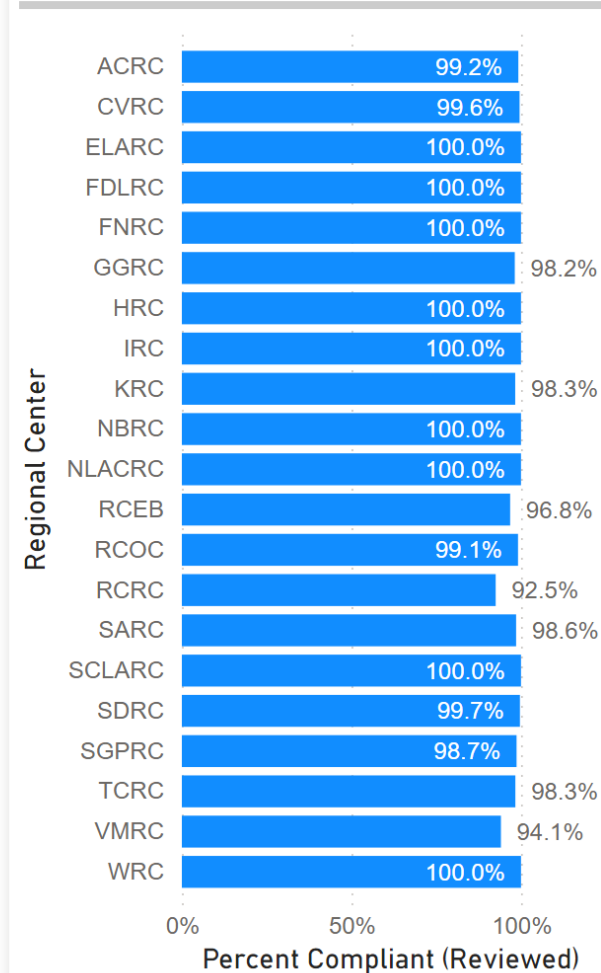


100.0%

Statewide Percent Reviewed

Compliant HCBS Settings

Percent Compliant of Reviewed Settings

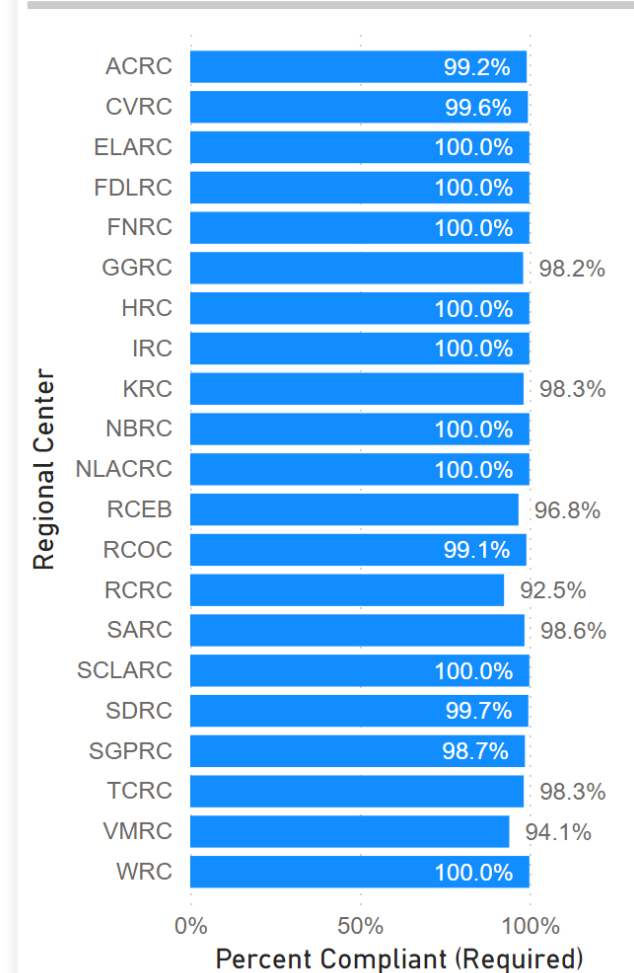


99.0%

Statewide Percent Compliant (Reviewed)

Compliant HCBS Settings

Percent Compliant of Required Settings



99.0%

Statewide Percent Compliant (Required)

DDS HCBS Compliance by Regional Center

Regional Center	Total Settings	Settings Reviewed	Not Visited	Percent Reviewed	Compliant	In Progress	Compliant (Reviewed)	Compliant (Required)	Appeal	Moratorium	Alt Options	50% Withhold
ACRC	512	512	0	100.0%	508	4	99.2%	99.2%	0	0	0	0
CVRC	476	476	0	100.0%	474	2	99.6%	99.6%	0	0	0	0
ELARC	170	170	0	100.0%	170	0	100.0%	100.0%	0	0	0	0
FDLRC	177	177	0	100.0%	177	0	100.0%	100.0%	0	0	0	0
FNRC	270	270	0	100.0%	270	0	100.0%	100.0%	0	0	0	0
GGRC	328	328	0	100.0%	322	6	98.2%	98.2%	0	0	0	0
HRC	317	317	0	100.0%	317	0	100.0%	100.0%	0	0	0	0
IRC	858	858	0	100.0%	858	0	100.0%	100.0%	0	0	0	0
KRC	176	176	0	100.0%	173	3	98.3%	98.3%	0	0	0	0
NBRC	307	307	0	100.0%	307	0	100.0%	100.0%	0	0	0	0
NLACRC	389	389	0	100.0%	389	0	100.0%	100.0%	0	0	0	0
RCEB	594	594	0	100.0%	575	19	96.8%	96.8%	0	0	0	0
RCOC	455	455	0	100.0%	451	4	99.1%	99.1%	0	0	0	0
RCRC	67	67	0	100.0%	62	5	92.5%	92.5%	0	0	0	0
SARC	417	417	0	100.0%	411	6	98.6%	98.6%	0	0	0	0
SCLARC	402	402	0	100.0%	402	0	100.0%	100.0%	0	0	0	0
SDRC	636	636	0	100.0%	634	2	99.7%	99.7%	0	0	0	0
SGPRC	306	306	0	100.0%	302	4	98.7%	98.7%	0	0	0	0
TCRC	301	301	0	100.0%	296	5	98.3%	98.3%	0	0	0	0
VMRC	321	321	0	100.0%	302	19	94.1%	94.1%	0	1	0	0
WRC	209	209	0	100.0%	209	0	100.0%	100.0%	0	0	0	0
Total	7688	7688	0	100.0%	7609	79	99.0%	99.0%	0	1	0	0

Service Type

All

▼

Date

08/30/2024

▼

Residential HCBS Settings

- State Overview
- Statewide Progress
- Regional Center Specific Data

Residential Settings

Overview of DDS HCBS Compliance

HCBS Settings

5663	5663	0	100.0%
Total Settings	Settings Reviewed	Not Yet Visited	Settings Reviewed

Compliance Status

5601	62	98.9%	98.9%
Compliant	In Progress	Compliant (Reviewed)	Compliant (Required)

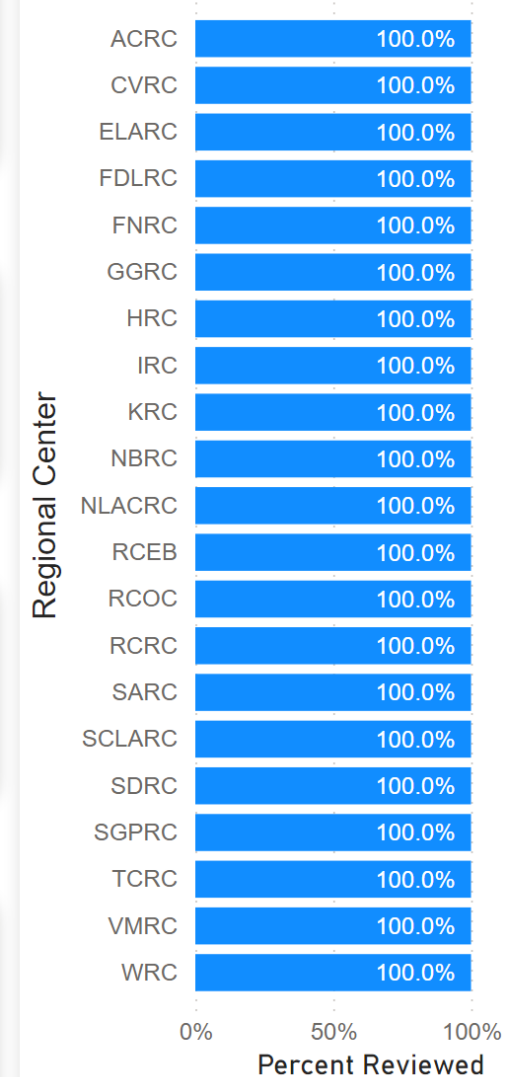
Remediation Plans

34	27	0
Technical Assistance	CAP Issued	Provider Appeal

Sanctions

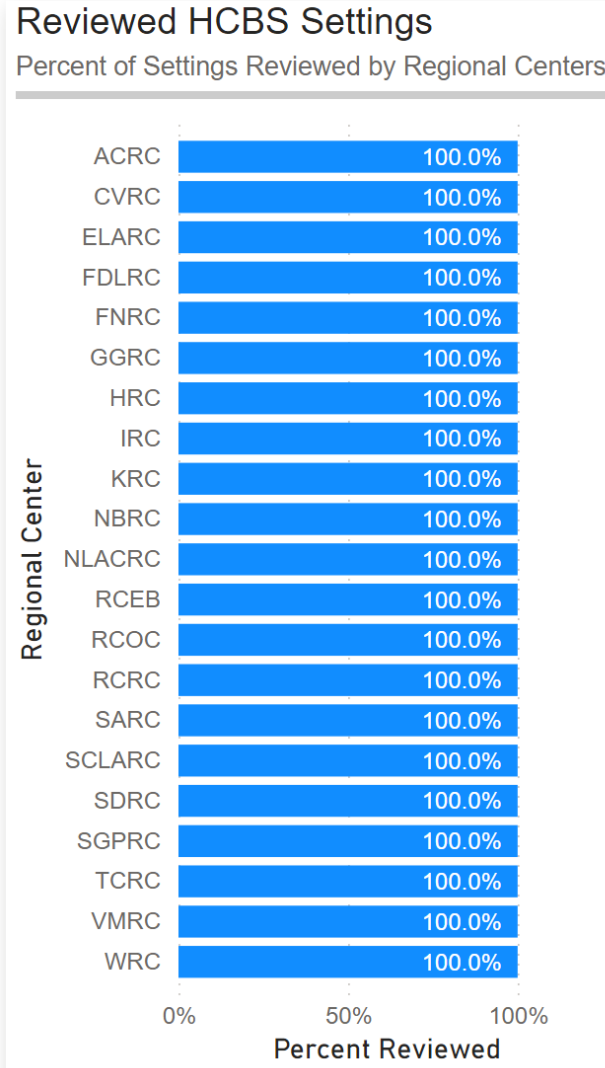
1	0	0
Moratorium	Alternative Options	50% Payment Withhold

Settings Reviewed by Regional Center

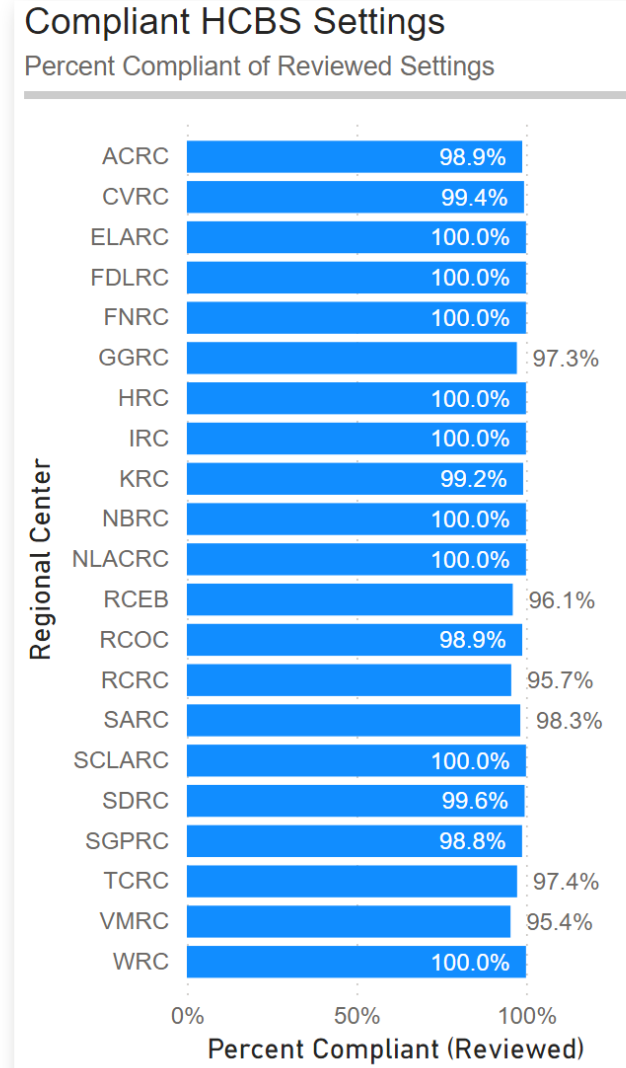


Residential Settings

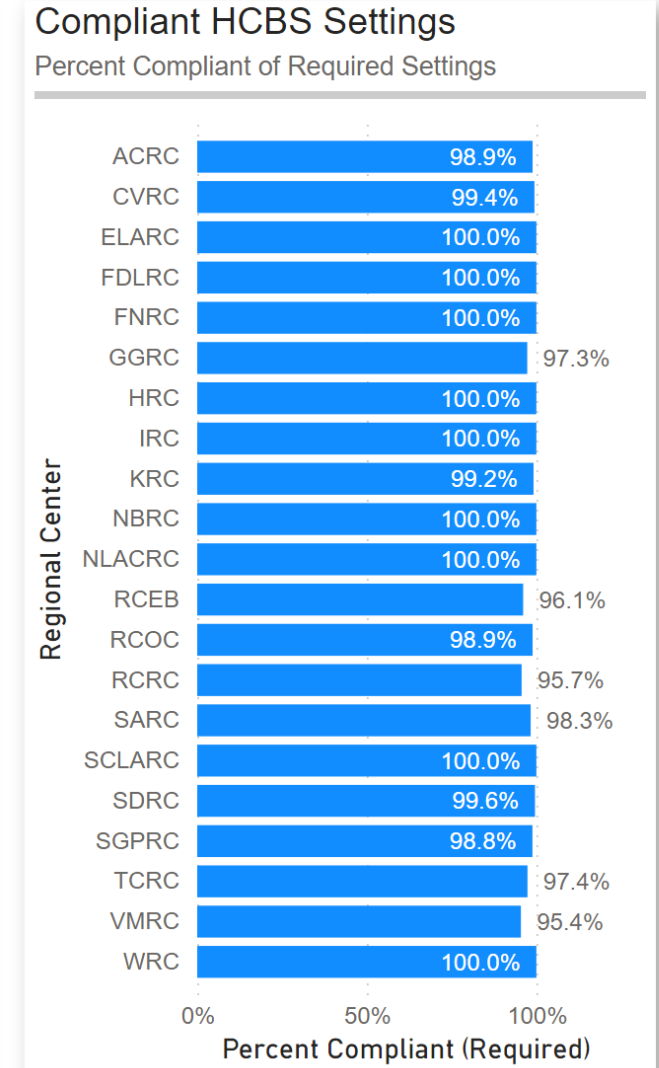
Statewide Progress



100.0%
Statewide Percent Reviewed



98.9%
Statewide Percent Compliant (Reviewed)



98.9%
Statewide Percent Compliant (Required)

DDS HCBS Compliance by Regional Center

Regional Center	Total Settings	Settings Reviewed	Not Visited	Percent Reviewed	Compliant	In Progress	Compliant (Reviewed)	Compliant (Required)	Appeal	Moratorium	Alt Options	50% Withhold
ACRC	361	361	0	100.0%	357	4	98.9%	98.9%	0	0	0	0
CVRC	350	350	0	100.0%	348	2	99.4%	99.4%	0	0	0	0
ELARC	129	129	0	100.0%	129	0	100.0%	100.0%	0	0	0	0
FDLRC	121	121	0	100.0%	121	0	100.0%	100.0%	0	0	0	0
FNRC	180	180	0	100.0%	180	0	100.0%	100.0%	0	0	0	0
GGRC	223	223	0	100.0%	217	6	97.3%	97.3%	0	0	0	0
HRC	245	245	0	100.0%	245	0	100.0%	100.0%	0	0	0	0
IRC	692	692	0	100.0%	692	0	100.0%	100.0%	0	0	0	0
KRC	120	120	0	100.0%	119	1	99.2%	99.2%	0	0	0	0
NBRC	200	200	0	100.0%	200	0	100.0%	100.0%	0	0	0	0
NLACRC	288	288	0	100.0%	288	0	100.0%	100.0%	0	0	0	0
RCEB	436	436	0	100.0%	419	17	96.1%	96.1%	0	0	0	0
RCOC	361	361	0	100.0%	357	4	98.9%	98.9%	0	0	0	0
RCRC	23	23	0	100.0%	22	1	95.7%	95.7%	0	0	0	0
SARC	298	298	0	100.0%	293	5	98.3%	98.3%	0	0	0	0
SCLARC	295	295	0	100.0%	295	0	100.0%	100.0%	0	0	0	0
SDRC	494	494	0	100.0%	492	2	99.6%	99.6%	0	0	0	0
SGPRC	260	260	0	100.0%	257	3	98.8%	98.8%	0	0	0	0
TCRC	191	191	0	100.0%	186	5	97.4%	97.4%	0	0	0	0
VMRC	263	263	0	100.0%	251	12	95.4%	95.4%	0	1	0	0
WRC	133	133	0	100.0%	133	0	100.0%	100.0%	0	0	0	0
Total	5663	5663	0	100.0%	5601	62	98.9%	98.9%	0	1	0	0

Service Type

Residential

Date

08/30/2024

Day Service HCBS Settings

- State Overview
- Statewide Progress
- Regional Center Specific Data

Day Service Settings

Overview of DDS HCBS Compliance

HCBS Settings

1878	1878	0	100.0%
Total Settings	Settings Reviewed	Not Yet Visited	Settings Reviewed

Compliance Status

1863	15	99.2%	99.2%
Compliant	In Progress	Compliant (Reviewed)	Compliant (Required)

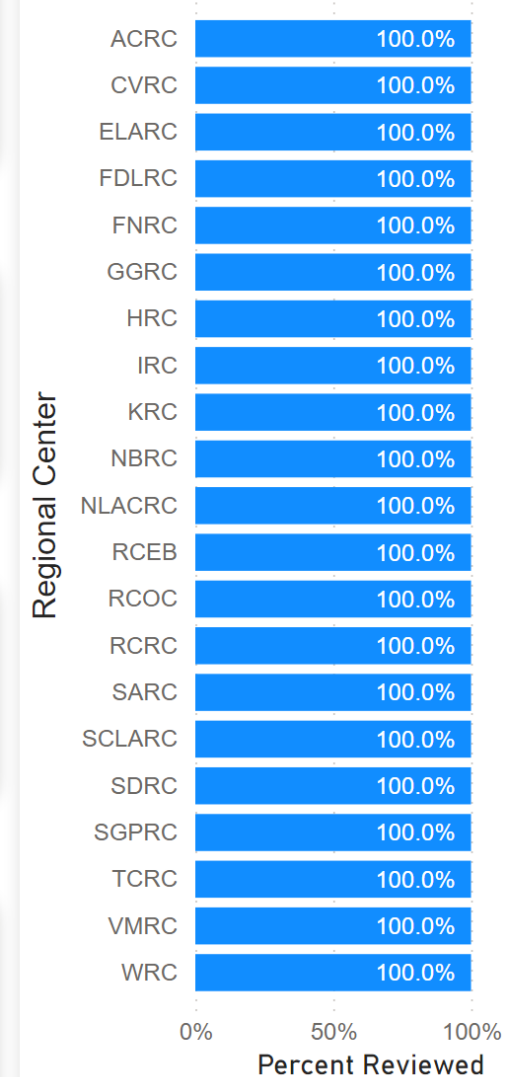
Remediation Plans

12	3	0
Technical Assistance	CAP Issued	Provider Appeal

Sanctions

0	0	0
Moratorium	Alternative Options	50% Payment Withhold

Settings Reviewed by Regional Center

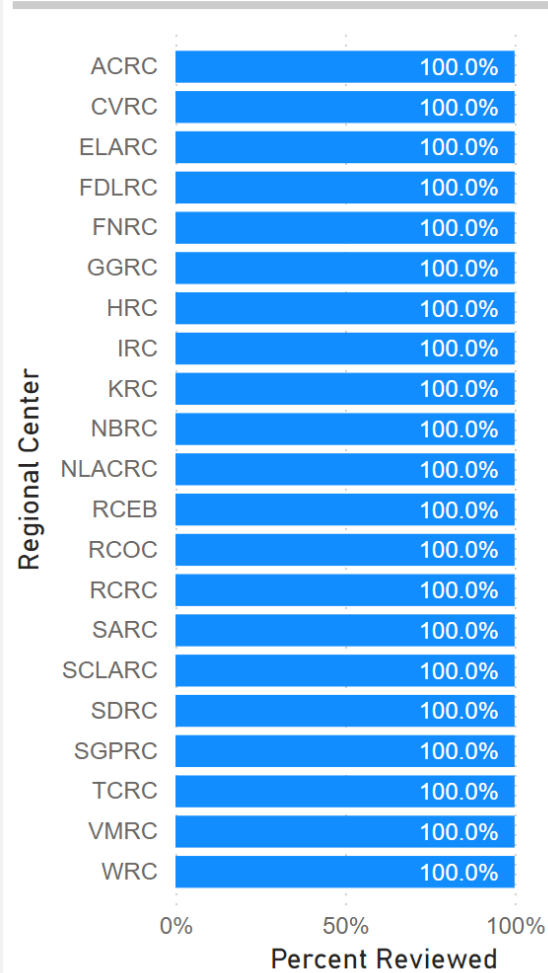


Day Service Settings

Statewide Progress

Reviewed HCBS Settings

Percent of Settings Reviewed by Regional Centers

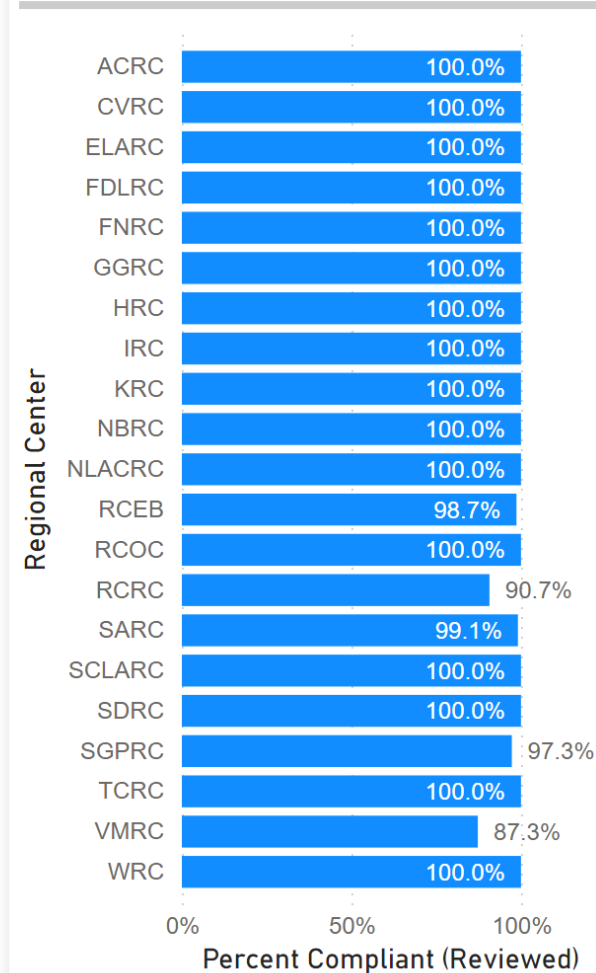


100.0%

Statewide Percent Reviewed

Compliant HCBS Settings

Percent Compliant of Reviewed Settings

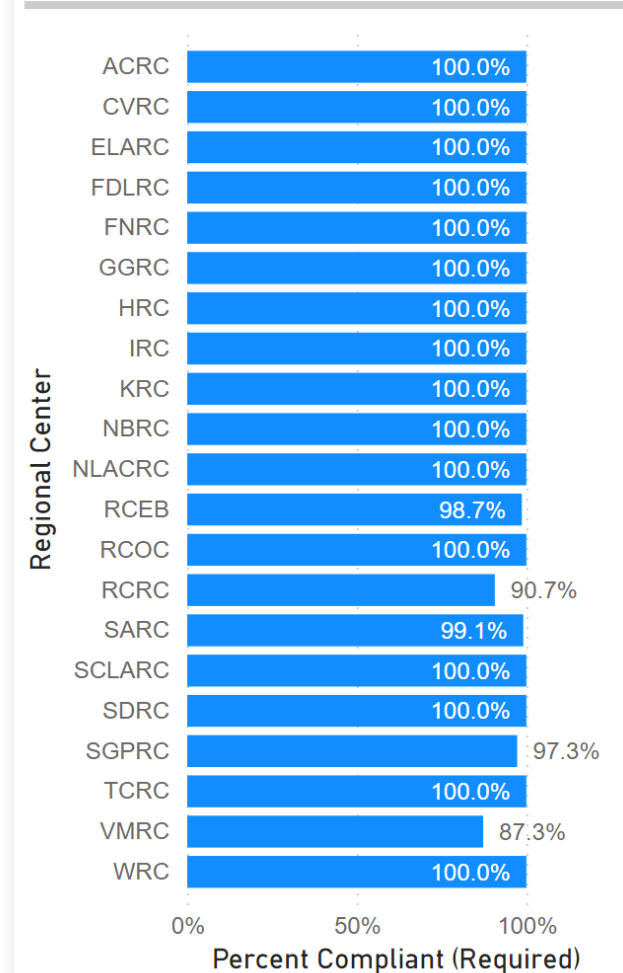


99.2%

Statewide Percent Compliant (Reviewed)

Compliant HCBS Settings

Percent Compliant of Required Settings



99.2%

Statewide Percent Compliant (Required)

DDS HCBS Compliance by Regional Center

Regional Center	Total Settings	Settings Reviewed	Not Visited	Percent Reviewed	Compliant	In Progress	Compliant (Reviewed)	Compliant (Required)	Appeal	Moratorium	Alt Options	50% Withhold
ACRC	138	138	0	100.0%	138	0	100.0%	100.0%	0	0	0	0
CVRC	112	112	0	100.0%	112	0	100.0%	100.0%	0	0	0	0
ELARC	38	38	0	100.0%	38	0	100.0%	100.0%	0	0	0	0
FDLRC	53	53	0	100.0%	53	0	100.0%	100.0%	0	0	0	0
FNRC	86	86	0	100.0%	86	0	100.0%	100.0%	0	0	0	0
GGRC	104	104	0	100.0%	104	0	100.0%	100.0%	0	0	0	0
HRC	66	66	0	100.0%	66	0	100.0%	100.0%	0	0	0	0
IRC	137	137	0	100.0%	137	0	100.0%	100.0%	0	0	0	0
KRC	52	52	0	100.0%	52	0	100.0%	100.0%	0	0	0	0
NBRC	99	99	0	100.0%	99	0	100.0%	100.0%	0	0	0	0
NLACRC	96	96	0	100.0%	96	0	100.0%	100.0%	0	0	0	0
RCEB	150	150	0	100.0%	148	2	98.7%	98.7%	0	0	0	0
RCOC	91	91	0	100.0%	91	0	100.0%	100.0%	0	0	0	0
RCRC	43	43	0	100.0%	39	4	90.7%	90.7%	0	0	0	0
SARC	111	111	0	100.0%	110	1	99.1%	99.1%	0	0	0	0
SCLARC	105	105	0	100.0%	105	0	100.0%	100.0%	0	0	0	0
SDRC	134	134	0	100.0%	134	0	100.0%	100.0%	0	0	0	0
SGPRC	37	37	0	100.0%	36	1	97.3%	97.3%	0	0	0	0
TCRC	98	98	0	100.0%	98	0	100.0%	100.0%	0	0	0	0
VMRC	55	55	0	100.0%	48	7	87.3%	87.3%	0	0	0	0
WRC	73	73	0	100.0%	73	0	100.0%	100.0%	0	0	0	0
Total	1878	1878	0	100.0%	1863	15	99.2%	99.2%	0	0	0	0

Service Type

Day Service

▼

Date

08/30/2024

▼

Employment HCBS Settings

- State Overview
- Statewide Progress
- Regional Center Specific Data

Employment Settings

Overview of DDS HCBS Compliance

HCBS Settings

147	147	0	100.0%
Total Settings	Settings Reviewed	Not Yet Visited	Settings Reviewed

Compliance Status

145	2	98.6%	98.6%
Compliant	In Progress	Compliant (Reviewed)	Compliant (Required)

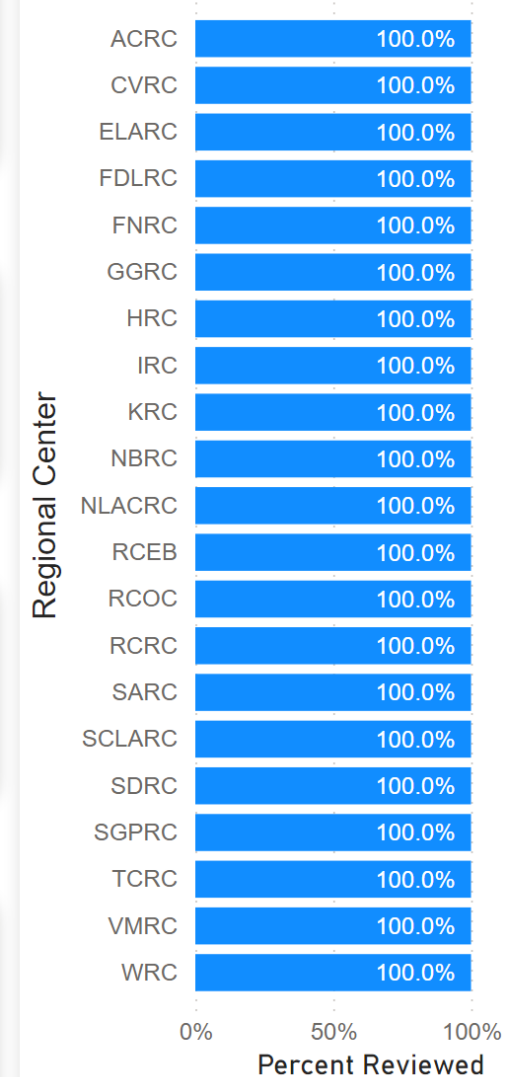
Remediation Plans

2	0	0
Technical Assistance	CAP Issued	Provider Appeal

Sanctions

0	0	0
Moratorium	Alternative Options	50% Payment Withhold

Settings Reviewed by Regional Center

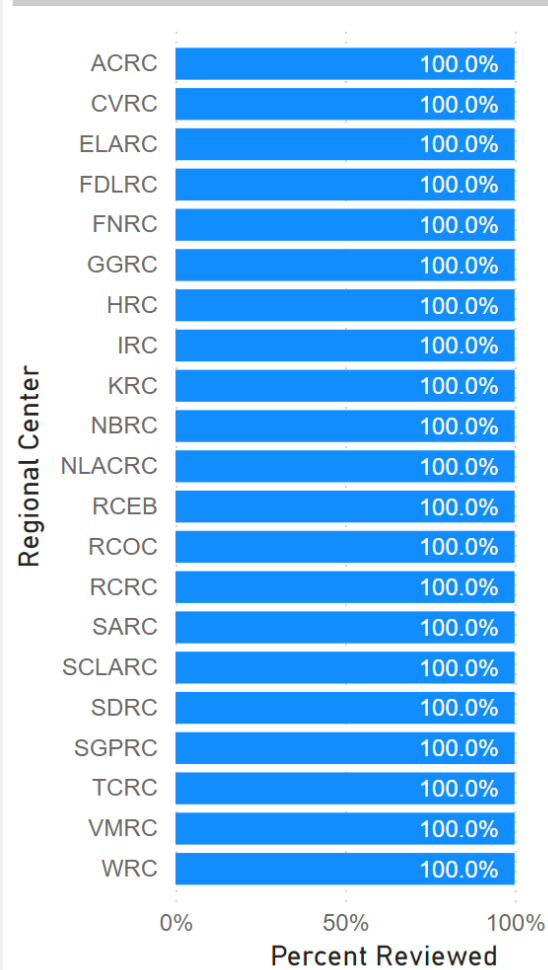


Employment Settings

Statewide Progress

Reviewed HCBS Settings

Percent of Settings Reviewed by Regional Centers

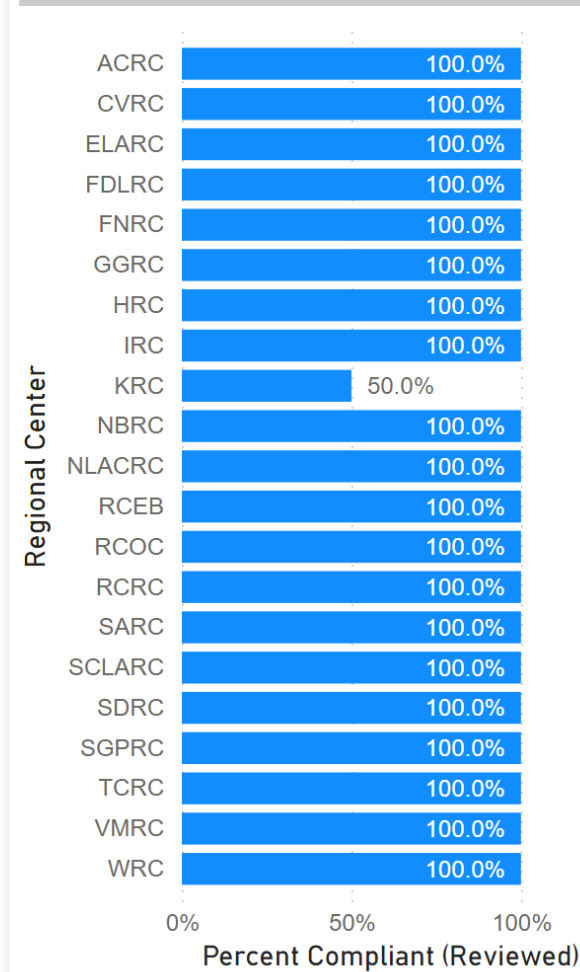


100.0%

Statewide Percent Reviewed

Compliant HCBS Settings

Percent Compliant of Reviewed Settings

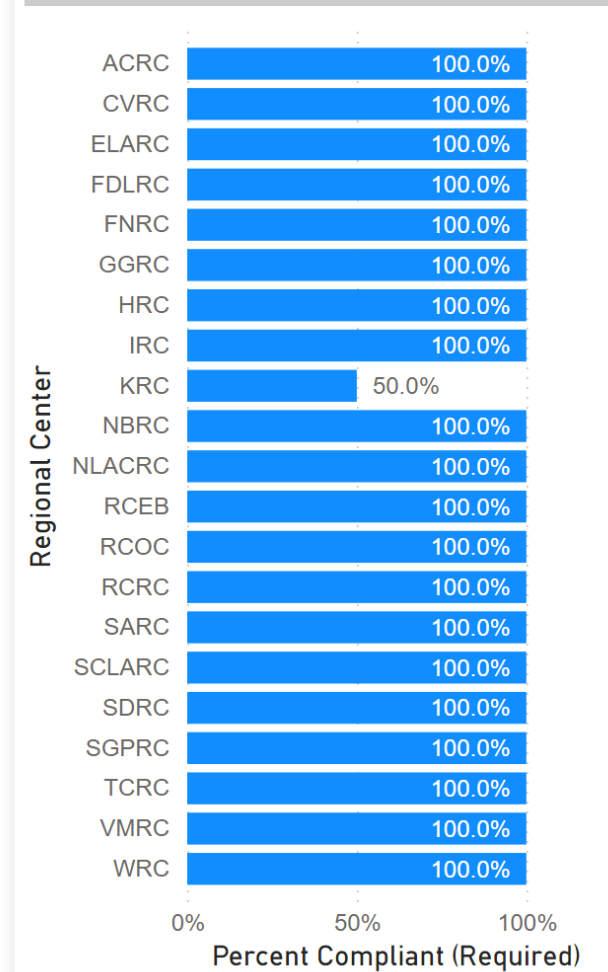


98.6%

Statewide Percent Compliant (Reviewed)

Compliant HCBS Settings

Percent Compliant of Required Settings



98.6%

Statewide Percent Compliant (Required)

DDS HCBS Compliance by Regional Center

Regional Center	Total Settings	Settings Reviewed	Not Visited	Percent Reviewed	Compliant	In Progress	Compliant (Reviewed)	Compliant (Required)	Appeal	Moratorium	Alt Options	50% Withhold
ACRC	13	13	0	100.0%	13	0	100.0%	100.0%	0	0	0	0
CVRC	14	14	0	100.0%	14	0	100.0%	100.0%	0	0	0	0
ELARC	3	3	0	100.0%	3	0	100.0%	100.0%	0	0	0	0
FDLRC	3	3	0	100.0%	3	0	100.0%	100.0%	0	0	0	0
FNRC	4	4	0	100.0%	4	0	100.0%	100.0%	0	0	0	0
GGRC	1	1	0	100.0%	1	0	100.0%	100.0%	0	0	0	0
HRC	6	6	0	100.0%	6	0	100.0%	100.0%	0	0	0	0
IRC	29	29	0	100.0%	29	0	100.0%	100.0%	0	0	0	0
KRC	4	4	0	100.0%	2	2	50.0%	50.0%	0	0	0	0
NBRC	8	8	0	100.0%	8	0	100.0%	100.0%	0	0	0	0
NLACRC	5	5	0	100.0%	5	0	100.0%	100.0%	0	0	0	0
RCEB	8	8	0	100.0%	8	0	100.0%	100.0%	0	0	0	0
RCOC	3	3	0	100.0%	3	0	100.0%	100.0%	0	0	0	0
RCRC	1	1	0	100.0%	1	0	100.0%	100.0%	0	0	0	0
SARC	8	8	0	100.0%	8	0	100.0%	100.0%	0	0	0	0
SCLARC	2	2	0	100.0%	2	0	100.0%	100.0%	0	0	0	0
SDRC	8	8	0	100.0%	8	0	100.0%	100.0%	0	0	0	0
SGPRC	9	9	0	100.0%	9	0	100.0%	100.0%	0	0	0	0
TCRC	12	12	0	100.0%	12	0	100.0%	100.0%	0	0	0	0
VMRC	3	3	0	100.0%	3	0	100.0%	100.0%	0	0	0	0
WRC	3	3	0	100.0%	3	0	100.0%	100.0%	0	0	0	0
Total	147	147	0	100.0%	145	2	98.6%	98.6%	0	0	0	0

Service Type

Employment

Date

08/30/2024

Overview of DDS HCBS Compliance

Total Settings

This indicates HCBS settings whose practices are required to be reviewed due to having service codes which group individuals for the provision of services.

Settings Reviewed (count)

This indicates HCBS settings who have received a review.

Not Yet Visited

This indicates HCBS settings who have not received a review yet.

Settings Reviewed (percentage)

This indicates a percentage of settings reviewed by a regional center.

Compliant

This indicates HCBS settings that have been found to be compliant

In Progress

This indicates HCBS settings that were found to not be fully compliant at the time of initial review and are in the process of remediation (Technical Assistance + CAP Issued + Provider Appeal + Moratorium + Alternative Options + 50% Payment Withhold).

Compliant (Reviewed)

This indicates a percentage for HCBS settings that have been reviewed as compliant against all settings that have been reviewed so far.

Compliant (Required)

This indicates a percentage for HCBS settings that have been reviewed as compliant against all settings that require a review including settings that have not been reviewed yet.

Technical Assistance

This indicates HCBS settings that are not HCBS compliant but do not require a formal corrective action plan to remediate.

CAP Issued

This indicates HCBS settings that are not HCBS compliant and require a formal corrective action plan to remediate.

Provider Appeal

This indicates HCBS settings that have filed an appeal with their regional center regarding the determination of their HCBS review.

Moratorium

This indicates HCBS settings that have been sanctioned by a hold on new referrals.

Alternative Options

This indicates HCBS settings that have been sanctioned by formally informing individuals served of alternative options to their current residential, day service, or employment provider.

50% Payment Withhold

This indicates HCBS settings that have been sanctioned by withholding 50% of their monthly payment which corresponds with the California's federal match rate for Medicaid.

HCBS Settings Reviewed by Regional Center

This indicates a percentage of settings reviewed by each regional center.

Statewide Progress

Reviewed HCBS Settings

This graph indicates the percent of HCBS settings reviewed by each regional center.

Compliant HCBS Settings (Reviewed)

This graph indicates the percent of HCBS settings that have been reviewed as compliant against all settings that have been reviewed so far.

Compliant HCBS Settings (Required)

This graph indicates the percent of HCBS setting that have been reviewed as compliant against all settings that require a review including settings that have not been reviewed yet.