

To: Board of Directors

Date: July 10, 2024

Committee Schedule and Agenda for the WRC Board of Directors Board Meeting, **Wednesday, July 17, 2024.**

Attached, is the Agenda for the **July 17, 2024, WRC Board of Directors Board Meeting which will be held virtually on Zoom Webinar.**

*All Board of Directors will receive a link inviting you to be a panelist at the July 17, 2024 meeting. On the day of Board meeting, **please click on your link to ensure you join the meeting as a panelist (speaker). This link is unique to you and should not be shared with anyone else.**

All members of the public who wish to attend the meeting should follow these instructions to register:

1. Sign up for a [free Zoom account](#) if they have not already done so
2. [Click on this link to register](#) to attend the meeting
 - Attendees will be asked for their name and email address
 - This is so we can take attendance instead of using a sign-in sheet
 - Attendees will receive an email with a link to join the meeting
 - **Webinar ID: 826 6066 9836 # • Password: 741699 #**
3. On the day and time of the meeting, attendees should click the link to join and enter the password.
 - Spanish interpretation will be available upon entering the meeting

The public session Call-to-Order is scheduled for 6:30 PM. Much of the work of the Board is done in the WRC various committees, including Finance, Political Action, Client Services, and others. Your participation is needed and welcomed.

The following Committees are scheduled to meet:

Committee Name	Date & Time	Location
Board Development Committee	July 8 th , 4:00 p.m.	ZOOM Video Conference
Client Services Committee	July 2 nd , 5:00 p.m.	Hybrid
Consumer Advisory Committee	July 16 th , 5:00 p.m.	El Pollo Loco 5529 Sepulveda Bl. Culver City
Facilities Committee	July 22 nd , 12:00 p.m.	ZOOM Video Conference
Finance Committee	July 17 th , 5:00 p.m.	ZOOM Video Conference
Policy Committee	July 23 rd , 4:00 p.m.	ZOOM Video Conference
Political Action & Outreach Committee	July 9 th , 5:00 p.m.	ZOOM Video Conference
Self Determination	July 9 th , 6:00 p.m.	ZOOM Video Conference
Service Provider Advisory Committee	July 16 th , 10:30 a.m.	ZOOM Video Conference

Wednesday, July 17, 2024

Via Zoom

6:00 PM – Closed Session • 6:30 PM – Public Session

AGENDA

1. Closed Session

4663 (a) (1) (2) (3) (4) (5) (b)

‘Real estate’, ‘appointment, employment, evaluation, of performance or dismissal of a Regional Center employee’. ‘Pending litigation’. Pursuant to Welfare and Institutions Code 4660.

2. Public Session Call to Order

Vanda Yung

- **Welcome**

Vanda Yung

- **Mission Statement**

Meshell Baylor

- **Code of Conduct**

Jennifer E. Cohen

- **Roll Call of Board Members – Quorum**

Vanda Yung

3. President’s Report

Vanda Yung

4. Executive Director’s Report

Jane Borochoff

5. Public Comment on Agenda Items

6. APPROVAL OF Minutes of June 17, 2024

Almarietha Mathews – ACTION

7. Committee Reports

Board Development

- **APPROVAL OF** Board Members for 1 Year Term (FY24/25)

Jennifer E. Cohen – ACTION

Client Services

Dr. Wakelin McNeel

Finance

Kyle Jones

Policy

- **APPROVAL OF** Extraordinary Recruitment Policy

Terry Magady

Political Action (PAC)

Zoey Giesberg

Service Provider Advisory (SPAC)

JoanElaine Anderson

Consumer Advisory (CAC)

8. Public Comment

9. Adjournment

Vanda Yung – ACTION

Pursuant to California Welfare and Institutions Code 4660 (c), time shall be allowed for public input on all properly noticed agenda items prior to board action on that item.

The next Board meeting will be Wednesday, September 25, 2024, at 6:30 p.m.

BOARD OF DIRECTORS SPECIAL BOARD MEETING
COASTAL DEVELOPMENTAL SERVICES FOUNDATION
5901 GREEN VALLEY CIRCLE • SUITE 320 • CULVER CITY, CA 90230

Wednesday, August 28, 2024

Via Zoom

6:30 PM – Public Session • 6:45 PM – Closed Session

A G E N D A

1. Public Session Call to Order

Vanda Yung

- Welcome

Vanda Yung

- Mission Statement

- Code of Conduct

Jennifer E. Cohen

- Roll Call of Board Members – Quorum

Vanda Yung

2. President's Report

Vanda Yung

3. Public Comment on Agenda Items

4. APPROVAL OF Independent Audit Report

Vanda Yung – ACTION

5. Public Comment

6. Closed Session

4663 (a) (1) (2) (3) (4) (5) (b)

'Real estate', 'appointment, employment, evaluation, of performance or dismissal of a Regional Center employee'. 'Pending litigation'. Pursuant to Welfare and Institutions Code 4660.

7. Adjournment

Vanda Yung – ACTION

Pursuant to California Welfare and Institutions Code 4660 (c), time shall be allowed for public input on all properly noticed agenda items prior to board action on that item.

The next regular board meeting will be Wednesday, September 25, 2024, at 6:30 p.m.

To: Board of Directors

Date: September 18, 2024

Committee Schedule and Agenda for the WRC Board of Directors Board Meeting, **Wednesday, September 25, 2024.**

Attached, is the Agenda for the **September 25, 2024, WRC Board of Directors Board Meeting which will be held virtually on Zoom Webinar.**

*All Board of Directors will receive a link inviting you to be a panelist at the September 25, 2024 meeting. On the day of Board meeting, **please click on your link to ensure you join the meeting as a panelist (speaker). This link is unique to you and should not be shared with anyone else.**

All members of the public who wish to attend the meeting should follow these instructions to register:

1. Sign up for a [free Zoom account](#) if they have not already done so
2. [Click on this link to register](#) to attend the meeting
 - Attendees will be asked for their name and email address
 - This is so we can take attendance instead of using a sign-in sheet
 - Attendees will receive an email with a link to join the meeting
 - **Webinar ID: 826 6066 9836 # • Password: 741699 #**
3. On the day and time of the meeting, attendees should click the link to join and enter the password.
 - Spanish interpretation will be available upon entering the meeting

The public session Call-to-Order is scheduled for 6:30 PM. Much of the work of the Board is done in the WRC various committees, including Finance, Political Action, Client Services, and others. Your participation is needed and welcomed.

The following Committees are scheduled to meet:

Committee Name	Date & Time	Location
Board Development Committee	October 14 th , 4:00 p.m.	ZOOM Video Conference
Client Services Committee	October 1 st , 5:00 p.m.	HYBRID
Consumer Advisory Committee	October 15 th , 4:30 p.m.	STARBUCKS 1250 S. La Brea Los Angeles 90019
Facilities Committee	To be announced	ZOOM Video Conference
Finance Committee	October 16 th , 5:00 p.m.	ZOOM Video Conference
Policy Committee	November 14 th , 4:00 p.m.	ZOOM Video Conference
Political Action & Outreach Committee	October 8 th , 5:00 p.m.	ZOOM Video Conference
Self Determination	September 26 th , 6:00 p.m.	ZOOM Video Conference
Service Provider Advisory Committee	Third Tuesday of Each Month, 10:30 a.m.	ZOOM Video Conference



Wednesday, September 25, 2024

Via Zoom

6:00 PM – Closed Session • 6:30 PM – Public Session

AGENDA

- **Closed Session**

4663 (a) (1) (2) (3) (4) (5) (b)

‘Real estate’, ‘appointment, employment, evaluation, of performance or dismissal of a Regional Center employee’. ‘Pending litigation’. Pursuant to Welfare and Institutions Code 4660.

- **Public Session Call to Order**

Vanda Yung

- **Welcome**

Vanda Yung

- **Mission Statement**

Terry Magady

- **Code of Conduct**

Jennifer E. Cohen

- **Roll Call of Board Members – Quorum**

Vanda Yung

- **President’s Report**

Vanda Yung

- **Executive Director’s Report**

Jane Borochoff

- **Caseload Ratio Plan of Correction**

- **Public Comment on Agenda Items**

- **APPROVAL OF**

- **Minutes of July 17, 2024 Board Meeting**

Almarietha Mathews – ACTION

- **Minutes of August 28, 2024 Special Board Meeting**

- **Presentation of Westside Regional Center 2024-2025**

- **Performance Contract Update**

Andy Ponce

- **Public Comment on Westside Regional Center 2024-2025**

- **Performance Contract Update**

- **APPROVAL OF Westside Regional Center 2024-2025**

- **Performance Contract Update**

Vanda Yung – ACTION

- **Committee Reports**

- **Board Development**

Jennifer E. Cohen

- **Client Services**

Dr. Wakelin McNeel

- **Facilities**

Kyle Jones

- **Finance**

Kyle Jones

- **Policy**

- **APPROVAL OF 8th Restatement of Bylaws**

Terry Magady – ACTION

- **Political Action (PAC)**

Zoey Giesberg

- **Service Provider Advisory (SPAC)**

JoanElaine Anderson

- **Consumer Advisory (CAC)**

Esther Kelsey

- **Presentation of National Core Indicators Survey (NCI)**

Aga Spatzier

- **Public Comment**

- **Adjournment**

Vanda Yung – ACTION

Pursuant to California Welfare and Institutions Code 4660 (c), time shall be allowed for public input on all properly noticed agenda items prior to board action on that item.

The next Board meeting will be Wednesday, October 16, 2024, at 6:30 p.m.

To: Board of Directors

Date: October 9, 2024

Committee Schedule and Agenda for the WRC Board of Directors Board Meeting, **Wednesday, October 16, 2024.**

Attached, is the Agenda for the **October 16, 2024, WRC Board of Directors Board Meeting which will be held virtually on Zoom Webinar.**

*All Board of Directors will receive a link inviting you to be a panelist at the October 16, 2024 meeting. On the day of Board meeting, **please click on your link to ensure you join the meeting as a panelist (speaker). This link is unique to you and should not be shared with anyone else.**

All members of the public who wish to attend the meeting should follow these instructions to register:

1. Sign up for a [free Zoom account](#) if they have not already done so
2. [Click on this link to register](#) to attend the meeting
 - Attendees will be asked for their name and email address
 - This is so we can take attendance instead of using a sign-in sheet
 - Attendees will receive an email with a link to join the meeting
 - **Webinar ID: 826 6066 9836 # • Password: 741699 #**
3. On the day and time of the meeting, attendees should click the link to join and enter the password.
 - Spanish interpretation will be available upon entering the meeting

The public session Call-to-Order is scheduled for 6:30 PM. Much of the work of the Board is done in the WRC various committees, including Finance, Political Action, Client Services, and others. Your participation is needed and welcomed.

The following Committees are scheduled to meet:

Committee Name	Date & Time	Location
Board Development Committee	October 28 th , 4:00 p.m.	ZOOM Video Conference
Client Services Committee	November 13 th , 5:00 p.m.	ZOOM Video Conference
Consumer Advisory Committee	To be announced	To be announced
Facilities Committee	To be announced	ZOOM Video Conference
Finance Committee	November 20 th , 5:00 p.m.	ZOOM Video Conference
Policy Committee	November 14 th , 4:00 p.m.	ZOOM Video Conference
Political Action & Outreach Committee	November 12 th , 5:00 p.m.	ZOOM Video Conference
Self Determination	November 12 th , 6:00 p.m.	ZOOM Video Conference
Service Provider Advisory Committee	November 19 th , 10:30 a.m.	ZOOM Video Conference

Wednesday, OCTOBER 16, 2024

Via Zoom

6:00 PM – Closed Session • 6:30 PM – Public Session

AGENDA

- **Closed Session**

4663 (a) (1) (2) (3) (4) (5) (b)

‘Real estate’, ‘appointment, employment, evaluation, of performance or dismissal of a Regional Center employee’. ‘Pending litigation’. Pursuant to Welfare and Institutions Code 4660.

- **Public Session Call to Order**

Vanda Yung

- **Welcome**

Vanda Yung

- **Mission Statement**

Zoey Giesberg

- **Code of Conduct**

Jennifer E. Cohen

- **Roll Call of Board Members – Quorum**

Vanda Yung

- **President’s Report**

Vanda Yung

- **Executive Director’s Report**

Jane Borochoff

- **Public Comment on Agenda Items**

- **APPROVAL OF Minutes of September 25, 2024 Board Meeting**

Almarietha Mathews – ACTION

- **Committee Reports**

- Board Development**

Jennifer E. Cohen

- Client Services**

- **APPROVAL OF Behavior Services**

Dr. Wakelin McNeel – ACTION

- Facilities**

Kyle Jones

- Finance**

Kyle Jones

- Policy**

Terry Magady

- Political Action (PAC)**

Zoey Giesberg

- Service Provider Advisory (SPAC)**

JoanElaine Anderson

- Consumer Advisory (CAC)**

Esther Kelsey

- **Public Comment**

- **Adjournment**

Vanda Yung - ACTION

Pursuant to California Welfare and Institutions Code 4660 (c), time shall be allowed for public input on all properly noticed agenda items prior to board action on that Item.

The next Board meeting will be Wednesday, November 20, 2024, at 6:30 p.m.

To: Board of Directors

Date: November 13, 2024

Committee Schedule and Agenda for the WRC Board of Directors Board Meeting, **Wednesday, November 20, 2024.**

Attached, is the Agenda for the **November 20, 2024, WRC Board of Directors Board Meeting which will be held virtually on Zoom Webinar.**

*All Board of Directors will receive a link inviting you to be a panelist at the October 16, 2024 meeting. On the day of Board meeting, **please click on your link to ensure you join the meeting as a panelist (speaker). This link is unique to you and should not be shared with anyone else.**

All members of the public who wish to attend the meeting should follow these instructions to register:

1. Sign up for a [free Zoom account](#) if they have not already done so
2. [Click on this link to register](#) to attend the meeting
 - Attendees will be asked for their name and email address
 - This is so we can take attendance instead of using a sign-in sheet
 - Attendees will receive an email with a link to join the meeting
 - **Webinar ID: 826 6066 9836 # • Password: 741699 #**
3. On the day and time of the meeting, attendees should click the link to join and enter the password.
 - Spanish interpretation will be available upon entering the meeting

The public session Call-to-Order is scheduled for 6:30 PM. Much of the work of the Board is done in the WRC various committees, including Finance, Political Action, Client Services, and others. Your participation is needed and welcomed.

The following Committees are scheduled to meet:

Committee Name	Date & Time	Location
Board Development Committee	December 9 th , 5:30 p.m.	ZOOM Video Conference
Client Services Committee	December 3 th , 5:00 p.m.	ZOOM Video Conference
Consumer Advisory Committee	To be announced	To be announced
Facilities Committee	To be announced	ZOOM Video Conference
Finance Committee	November 20 th , 5:00 p.m.	ZOOM Video Conference
Policy Committee	November 14 th , 4:00 p.m.	ZOOM Video Conference
Political Action & Outreach Committee	December 10 th , 5:00 p.m.	ZOOM Video Conference
Self Determination	December 10 th , 6:00 p.m.	ZOOM Video Conference
Service Provider Advisory Committee	November 19 th , 10:30 a.m.	ZOOM Video Conference

BOARD OF DIRECTORS BOARD MEETING
 COASTAL DEVELOPMENTAL SERVICES FOUNDATION
 5901 GREEN VALLEY CIRCLE • SUITE 320 • CULVER CITY, CA 90230

Wednesday, NOVEMBER 20, 2024

Via Zoom

6:00 PM – Closed Session • 6:30 PM – Public Session

AGENDA

- **Closed Session**

4663 (a) (1) (2) (3) (4) (5) (b)

'Real estate', 'appointment, employment, evaluation, of performance or dismissal of a Regional Center employee'. 'Pending litigation'. Pursuant to Welfare and Institutions Code 4660.

- **Public Session Call to Order**

Vanda Yung

- **Welcome**

Vanda Yung

- **Mission Statement**

Zoey Giesberg

- **Code of Conduct**

Jennifer E. Cohen

- **Roll Call of Board Members – Quorum**

Vanda Yung

- **President's Report**

Vanda Yung

- **Executive Director's Report**

Jane Borochoff

- **Public Comment on Agenda Items**

- **APPROVAL OF Minutes of OCTOBER 16, 2024 Board Meeting**

Almarietha Mathews – ACTION

- **Performance Report for WRC, Summer 2024**

Andy Ponce

- **APPROVAL OF 2023-2024 Year End Performance Contract**

Vanda Yung – ACTION

- **Committee Reports**

- **Board Development**

Jennifer E. Cohen

- **Client Services**

- **APPROVAL OF Delegated Conservatorship Policy**

Dr. Wakelin McNeel – ACTION

- **Facilities**

Kyle Jones

- **Finance**

Kyle Jones

- **Policy**

Terry Magady

- **Political Action (PAC)**

Zoey Giesberg

- **Service Provider Advisory (SPAC)**

JoanElaine Anderson

- **Consumer Advisory (CAC)**

Esther Kelsey

- **Public Comment**

- **Adjournment**

Vanda Yung – ACTION



WESTSIDE
REGIONAL CENTER

Pursuant to California Welfare and Institutions Code 4660 (c), time shall be allowed for public input on all properly noticed agenda items prior to board action on that Item.

The next Board meeting will be Wednesday, December 18, 2024, at 6:30 p.m.

To: Board of Directors

Date: January 8, 2025

Committee Schedule and Agenda for the WRC Board of Directors Board Meeting, **Wednesday, January 15, 2025.**

Attached, is the Agenda for the **January 15, 2025, WRC Board of Directors Board Meeting** which will **be held virtually on Zoom Webinar.**

*All Board of Directors will receive a link inviting you to be a panelist at the January 15, 2025 meeting. On the day of Board meeting, **please click on your link to ensure you join the meeting as a panelist (speaker). This link is unique to you and should not be shared with anyone else.**

All members of the public who wish to attend the meeting should follow these instructions to register:

1. Sign up for a [free Zoom account](#) if they have not already done so
2. [Click on this link to register](#) to attend the meeting
 - Attendees will be asked for their name and email address
 - This is so we can take attendance instead of using a sign-in sheet
 - Attendees will receive an email with a link to join the meeting
 - **Webinar ID: 826 6066 9836 # • Password: 741699 #**
3. On the day and time of the meeting, attendees should click the link to join and enter the password.
 - Spanish interpretation will be available upon entering the meeting

The public session Call-to-Order is scheduled for 6:30 PM. Much of the work of the Board is done in the WRC various committees, including Finance, Political Action, Client Services, and others. Your participation is needed and welcomed.

The following Committees are scheduled to meet:

Committee Name	Date & Time	Location
Board Development Committee	January 13 th , 4:00 p.m.	ZOOM Video Conference
Client Services Committee	January 7 th , 5:00 p.m.	ZOOM Video Conference
Consumer Advisory Committee	January 21 st , 4:30 p.m.	El Pollo Loco 5529 Sepulveda Blvd. Culver City
Facilities Committee	To be announced	ZOOM Video Conference
Finance Committee	January 15 th , 5:00 p.m.	ZOOM Video Conference
Policy Committee	January 8 th , 4:00 p.m.	ZOOM Video Conference
Political Action & Outreach Committee	January 14 th , 5:00 p.m.	ZOOM Video Conference
Self Determination	January 14 th , 6:00 p.m.	ZOOM Video Conference
Service Provider Advisory Committee	January 21 st , 10:30 a.m.	ZOOM Video Conference

Wednesday, January 15, 2025

Via Zoom

6:00 PM – Closed Session • 6:30 PM – Public Session

AGENDA

- **Closed Session**

4663 (a) (1) (2) (3) (4) (5) (b)

‘Real estate’, ‘appointment, employment, evaluation, of performance or dismissal of a Regional Center employee’. ‘Pending litigation’. Pursuant to Welfare and Institutions Code 4660.

- **Public Session Call to Order**

Vanda Yung

- **Welcome**

Vanda Yung

- **Mission Statement**

Zoey Giesberg

- **Code of Conduct**

Jennifer E. Cohen

- **Roll Call of Board Members – Quorum**

Vanda Yung

- **President’s Report**

Vanda Yung

- **Executive Director’s Report**

Jane Borochoff

- **Public Comment on Agenda Items**

- **APPROVAL OF Minutes of NOVEMBER 20, 2024 Board Meeting**

Almarietha Mathews – ACTION

- **Committee Reports**

- Board Development**

Jennifer E. Cohen

- Client Services**

Dr. Wakelin McNeel

- Facilities**

Kyle Jones

- Finance**

Kyle Jones

- Policy**

Terry Magady

- Political Action (PAC)**

Zoey Giesberg

- Service Provider Advisory (SPAC)**

JoanElaine Anderson

- Consumer Advisory (CAC)**

Esther Kelsey

- **Public Comment**

- **Adjournment**

Vanda Yung - ACTION

Pursuant to California Welfare and Institutions Code 4660 (c), time shall be allowed for public input on all properly noticed agenda items prior to board action on that item.

The next Board meeting will be Wednesday, March 19, 2024, at 6:30 p.m.

To: Board of Directors

Date: March 5, 2025

Committee Schedule and Agenda for the WRC Board of Directors Board Meeting, **Wednesday, March 12, 2025.**

Attached, is the Agenda for the **March 12, 2025, WRC Board of Directors Board Meeting which will be held virtually on Zoom Webinar.**

*All Board of Directors will receive a link inviting you to be a panelist at the March 12, 2025 meeting. On the day of Board meeting, **please click on your link to ensure you join the meeting as a panelist (speaker). This link is unique to you and should not be shared with anyone else.**

All members of the public who wish to attend the meeting should follow these instructions to register:

1. Sign up for a [free Zoom account](#) if they have not already done so
2. [Click on this link to register](#) to attend the meeting
 - Attendees will be asked for their name and email address
 - This is so we can take attendance instead of using a sign-in sheet
 - Attendees will receive an email with a link to join the meeting
 - **Webinar ID: 826 6066 9836 # • Password: 741699 #**
3. On the day and time of the meeting, attendees should click the link to join and enter the password.
 - Spanish interpretation will be available upon entering the meeting

The public session Call-to-Order is scheduled for 6:30 p.m. Much of the work of the Board is done in the WRC various committees, including Finance, Political Action, Client Services, and others. Your participation is needed and welcomed.

The following Committees are scheduled to meet:

Committee Name	Date & Time	Location
Board Development Committee	March 10 th , 4:00 p.m.	ZOOM Video Conference
Client Services Committee	March 4 th , 5:00 p.m.	ZOOM Video Conference
Consumer Advisory Committee	March 18 th , 4:30 p.m.	El Pollo Loco 5529 Sepulveda Blvd. Culver City
Facilities Committee	March 13 th , 4:30 p.m.	ZOOM Video Conference
Finance Committee	March 12 th , 5:00 p.m.	ZOOM Video Conference
Policy Committee	March 6 th , 4:00 p.m.	ZOOM Video Conference
Political Action & Outreach Committee	March 11 th , 5:00 p.m.	ZOOM Video Conference
Self Determination	March 11 th , 6:00 p.m.	ZOOM Video Conference
Service Provider Advisory Committee	March 18 th , 10:30 a.m.	ZOOM Video Conference

Wednesday, March 12, 2025**Via Zoom**

6:00 PM – Closed Session • 6:30 PM – Public Session

AGENDA

- **Closed Session**

4663 (a) (1) (2) (3) (4) (5) (b)

'Real estate', 'appointment, employment, evaluation, of performance or dismissal of a Regional Center employee'. 'Pending litigation'. Pursuant to Welfare and Institutions Code 4660.

- **Public Session Call to Order**

Vanda Yung

- **Welcome**

Vanda Yung

- **Mission Statement**

Nilo Choudry

- **Code of Conduct**

Jennifer E. Cohen

- **Roll Call of Board Members – Quorum**

Vanda Yung

- **President's Report**

Vanda Yung

- **Executive Director's Report**

Jane Borochoff

- **Public Comment on Agenda Items**

- **APPROVAL OF** Minutes of January 15, 2025 Board Meeting

Almarietha Mathews – ACTION

- **Committee Reports**

- Board Development**

- **APPROVAL OF** BOD Officer, Co-Secretary

Jennifer E. Cohen – ACTION

- Client Services**

- **APPROVAL OF** Behavior Respite Service Standards

Dr. Wakelin McNeel – ACTION

- Facilities**

Almarietha Mathews

- Finance**

- **APPROVAL OF** 24-25 Service Access & Equity Grant Program Award for Westside Infant-Family Network (WIN) and WRC Collaboration

Kyle Jones – ACTION

- Policy**

- **APPROVAL OF** 9th Restatement of Bylaws

Terry Magady – ACTION

- Political Action (PAC)**

Zoey Giesberg

- Service Provider Advisory (SPAC)**

JoanElaine Anderson

- Consumer Advisory (CAC)**

Esther Kelsey

- **Public Comment**

- **Adjournment**

Vanda Yung – ACTION

Pursuant to California Welfare and Institutions Code 4660 (c), time shall be allowed for public input on all properly noticed agenda items prior to board action on that item.

The next Board meeting will be Wednesday, April 16, 2025, at 6:30 p.m.

To: Board of Directors

Date: April 2, 2025

Committee Schedule and Agenda for the WRC Board of Directors Board Meeting, **Wednesday, April 9, 2025.**

Attached, is the agenda for the **April 9, 2025, WRC Board of Directors Board Meeting which will be held virtually on Zoom Webinar.**

*All Board of Directors will receive a link inviting you to be a panelist at the April 9, 2025 meeting. On the day of the Board meeting, **please click on your link to ensure you join the meeting as a panelist (speaker). This link is unique to you and should not be shared with anyone else.**

All members of the public who wish to attend the meeting should follow these instructions to register:

1. Sign up for a [free Zoom account](#) if they have not already done so
2. [Click on this link to register](#) to attend the meeting
 - Attendees will be asked for their name and email address
 - This is so we can take attendance instead of using a sign-in sheet
 - Attendees will receive an email with a link to join the meeting
 - **Webinar ID: 826 6066 9836 # • Password: 741699 #**
3. On the day and time of the meeting, attendees should click the link to join and enter the password.
 - Spanish interpretation will be available upon entering the meeting

The public session Call-to-Order is scheduled for 6:30 p.m. Much of the work of the Board is done in the WRC various committees, including Finance, Political Action, Client Services, and others. Your participation is needed and welcomed.

The following Committees are scheduled to meet:

Committee Name	Date & Time	Location
Board Development Committee	April 14 th , 5:00 p.m.	ZOOM Video Conference
Client Services Committee	April 1 st , 5:00 p.m. - CANCELLED	ZOOM Video Conference
Consumer Advisory Committee	April 17 th , 5:00 p.m.	El Pollo Loco 5529 Sepulveda Blvd. Culver City
Facilities Committee	April 10 th , 4:00 p.m.	777 Aviation Blvd. El Segundo
Finance Committee	April 9 th , 3:30 p.m.	ZOOM Video Conference
Policy Committee	April 3 rd , 4:00 p.m.	ZOOM Video Conference
Political Action & Outreach Committee	April 8 th , 5:00 p.m.	ZOOM Video Conference
Self Determination	April 8 th , 6:00 p.m.	ZOOM Video Conference
Service Provider Advisory Committee	April 15 th , 10:30 a.m.	ZOOM Video Conference

Wednesday, April 9, 2025**Via Zoom**

6:00 PM – Closed Session • 6:30 PM – Public Session

AGENDA

- **Closed Session**

4663 (a) (1) (2) (3) (4) (5) (b)

'Real estate', 'appointment, employment, evaluation, of performance or dismissal of a Regional Center employee'. 'Pending litigation'. Pursuant to Welfare and Institutions Code 4660.

- **Public Session Call to Order**

Vanda Yung

- **Welcome**

Vanda Yung

- **Mission Statement**

Todd Rubien

- **Code of Conduct**

Jennifer E. Cohen

- **Roll Call of Board Members – Quorum**

Vanda Yung

- **President's Report**

Vanda Yung

- **Executive Director's Report**

Jane Borochoff

- **Public Comment on Agenda Items**

- **APPROVAL OF Minutes of March 12, 2025 Board Meeting**

Almarietha Mathews – ACTION

- **Committee Reports**

- Board Development**

Jennifer E. Cohen

- Client Services**

Dr. Wakelin McNeel

- Facilities**

Almarietha Mathews

- Finance**

Kyle Jones

- Policy**

Terry Magady

- Political Action (PAC)**

Zoey Giesberg

- Service Provider Advisory (SPAC)**

JoanElaine Anderson

- Consumer Advisory (CAC)**

Esther Kelsey

- **Public Comment**

- **Adjournment**

Vanda Yung - ACTION

Pursuant to California Welfare and Institutions Code 4660 (c), time shall be allowed for public input on all properly noticed agenda items prior to board action on that Item.

The next Board meeting will be Wednesday, May 14, 2025, at 6:30 p.m.

It is WRC's mission to support people with developmental disabilities, their families, and communities of choice by facilitating access to person-centered, culturally responsive services and resources.

La misión de WRC es apoyar a las personas con discapacidades del desarrollo, a sus familias y a las comunidades de su elección facilitando el acceso a servicios y recursos culturalmente sensibles y enfocados en la persona.



Business etiquette is essential to a well-run, successful meeting. Everyone who attends all WRC Board-related meetings agrees to:

- Understand and promote collaboration by allowing for a productive, safe and welcoming environment;
- Treat everyone with respect and consideration;
- Allow for open and inclusive discussions that do not demean, discriminate or harass others;
- Refrain from using discriminatory or demeaning language or language that could be considered bullying, threatening or intimidating;
- Critique ideas and suggestions but not individuals;
- Respect the responsibility and authority of the Board Chair in preserving order and decorum; and
- Avoid disrupting others when speaking and waiting for the Board Chair to determine the next speaker(s).

If, after being warned, anyone's actions violate this Meetings Code of Conduct, they may be asked to leave the meeting by the Board Chair.

Board Meetings Code of Conduct was Adopted on June 3rd, 2020.
Amended by the Board of Directors June 8, 2022.

La etiqueta en los negocios es esencial para el éxito de una reunión. Todas las personas que asistan a las reuniones del consejo del WRC se comprometen a:

- Comprender y fomentar la colaboración permitiendo un entorno productivo, seguro y acogedor;
- Tratar a todos con respeto y consideración;
- Permitir debates abiertos e inclusivos que no degraden, discriminen o acosen a los demás;
- Abstenerse de utilizar lenguaje discriminatorio o degradante o que pueda considerarse acoso, amenaza o intimidación;
- Criticar ideas y sugerencias, pero no a individuos;
- Respetar la responsabilidad y la autoridad del presidente de la Junta para mantener el orden y el decoro; y
- Evitar interrumpir a los demás al hacer uso de la palabra y esperar a que el presidente de la Junta determine el/los siguiente(s) orador(es).

Si, tras haber sido advertido, alguien infringe este Código de Conducta en las Reuniones, el presidente de la Junta podrá pedirle que abandone la reunión.

El Código de Conducta para las Reuniones del Consejo fue adoptado el 3 de junio de 2020.
Modificado por el Consejo de Administración el 8 de junio de 2022.



Board of Directors Meeting

Coastal Development Services Foundation

Wednesday, March 12, 2025 | 6:30 P.M.

Via Zoom

MINUTES

MEMBERS PRESENT: Nilo Choudry Almarietha Mathews
Jennifer E. Cohen Dr. Wakelin McNeel
Zoey Giesberg Todd Rubien
Kyle Jones Carmen Tripp
Terry Magady Vanda Yung

MEMBERS ABSENT: JoanElaine Anderson, Meshell Baylor, Adriana Madrigal, Dr. Christopher Taicher, Fanfan Wang

STAFF PRESENT: Jane Borochoff, Peggy Bottger, Stephen Browning, Linda Butler, Candace Hein, Robert Kutaj, Suzy Requarth, Liz Spencer

GUESTS: Silvina Fernandez (Interpreter), Bryan Rosa (Interpreter), Alma Janssen (DDS), David Lester, Lisa Anderson, Esther Kelsey, Robert Schwartz, Brandon Shackelford, Datanya Shackelford, David Wyles

CALL TO ORDER (ACTION*)

Meeting was called to order by Board President, Vanda Yung, at 6:30p. The Mission Statement was read by Nilo Choudry, and the Meeting Code of Conduct by Jennifer E. Cohen.

ROLL CALL AND ESTABLISHMENT OF A QUORUM

It was established that the members present represented a quorum necessary pursuant to Section 7.03 (6) of the bylaws of Westside Regional Center which states:

(h) Quorum A majority of the Directors serving on the Board at the time of the meeting of the Board shall constitute quorum at any meeting of the Board

PRESIDENT'S REPORT

Vanda Yung welcomed and thanked everyone for taking the time to join the Board meeting. She expressed her love for March as it marks the beginning of Spring which symbolizes new growth and renewal. We need positivity despite navigating the current challenges to our budget and remain united in our mission to support families and individuals.

The Purim holiday is upon us, which celebrates the salvation of the Jewish people in ancient Persia, as told in the Book of Esther. March also celebrates the following holidays: Developmental Disability Awareness Month, Cerebral Palsy and Multiple Sclerosis Awareness Month, World Down Syndrome Day, and International Women's Day. We also recognize the victims of slavery and the transatlantic slave trade on International Day of Remembrance on March 25.

On March 3, Vanda, Jane Borochoff, and Zoey Giesberg attended ARCA Grassroots Day in Sacramento, visiting different legislators. Vanda also attended the monthly ARCA board meeting and delegate meeting. Vanda thanked Board Attorney, David Lester, for the in-person Board training in February. Vanda expressed her appreciation for WRC staff and vendor community for their tremendous efforts during the fires.

EXECUTIVE DIRECTOR REPORT

Jane began her report by introducing WRC's new CFO Robert Kutaj, who goes by Bob. Bob was previously the Controller of North Los Angeles County Regional Center. We are excited that he is here with us.

Jane then announced two promotions into leadership positions: Ricardo Pacheco will be the Associate Director of Community Services and Candace Hein will be the Associate Director of Client Services.

There is an upcoming event with the Director of State Council on Development Disabilities, Aaron Carruthers, on Thursday March 27, 2025 at 1:30 p.m. He will be discussing the important topic of the recent Medicaid update.

Robert Kutaj, CFO, originally from the Midwest is thrilled to be joining the team and stated that California offers the best care for the developmentally disabled of any state. He is excited to bring his knowledge, time and patience to his new position.

Suzy Requarth, Director of Client Services, provided an update on fire relief from January, informing everyone that Client Services continues to check in on about 170 families regularly. Additional service hours were approved for families that need extra support. Many donations were received at WRC which were offered free to the public. Suzy expects that the outreach and fire assistance will happen for the next few months.

Jane thanked Suzy and the Client Services Department for their commitment during this difficult time.

Jane discussed the annual public POS, or Disparity meetings, which will present information about service spending and community demographics. The first meeting is March 20, in person at WRC and the second meeting will be virtual on March 25, both in English and Spanish.

Jane concluded her report by thanking and honoring the women-led Board of Directors and all of the women who support and serve at WRC. Happy International Women's Day.

PUBLIC COMMENT – AGENDA (3 minutes)

None.

APPROVAL OF THE REGULAR BOARD MEETING MINUTES OF JANUARY 15, 2025 (ACTION)

Jennifer E. Cohen (Motion) and Kyle Jones (Second) to approve the Regular Board Meeting Minutes of January 15, 2025. There was no discussion.

10	AYES
0	NO
0	ABSTENTION

The motion passed.

RESOLUTION: APPROVAL OF THE REGULAR BOARD MEETING MINUTES OF JANUARY 15, 2025.

COMMITTEE REPORTS**Board Development**

Committee Chair, Jennifer E. Cohen began her report by thanking Queen Esther, a powerful woman, who saved the Jewish people from Haman.

She thanked the Board members for attending the mandatory Board training on February 19, which covered the topics of Board Governance, Conflict of Interest, and Whistleblowers. Discussions were held about the Public Records Act, Gift Limitation Policy, the Disability Equity Transparency and Accountability Act of 2024, and the policy prohibiting the hiring of relatives by senior staff.

The Committee continues to seek Board applicants that meet the DDS Board Composition criteria. While WRC is making progress, we are deficient in representing the LatinX community and individuals served.

Co-Secretary, Adriana Madrigal, has moved from WRCs catchment area and we are sad to see her go.

The Committee recommended Todd Rubien for the Co-Secretary position. A vote was held to confirm Todd Rubien as Co-Secretary.

APPROVAL OF BOD OFFICER, CO-SECRETARY (ACTION)

Terry Magady (Motion) and Meshell Baylor (Second) to approve the BOD Officer, Co-Secretary, Todd Rubien. There was no discussion.

10	AYES
0	NO
0	ABSTENTION

The motion passed.

RESOLUTION: APPROVAL OF BOD OFFICER, CO-SECRETARY, TODD RUBIEN.

Client Services

Committee Chair, Dr. Wakelin McNeel reported that the Committee met on March 4 and discussed how service standards apply to the self-determination program. They held a vote on the Behavior Respite Service Standards.

APPROVAL OF BEHAVIOR RESPITE SERVICE STANDARDS (ACTION)

Almarietha (Motion) and Jennifer E. Cohen (Second) to approve the Behavior Respite Service Standards. There was no discussion.

10	AYES
0	NO
0	ABSTENTION

The motion passed.

RESOLUTION: APPROVAL OF THE BEHAVIOR RESPITE SERVICE STANDARDS.

Facilities

Committee Chair, Almarietha Mathews reported that the committee meets tomorrow and will have a report at the next Board meeting.

Policy

Committee Chair, Terry Magady reported that the Policy Committee met on April 3 and reviewed the Board Relationship Policy. He announced that the Board approved changing the monthly Board meetings from the third Wednesday to the second Wednesday of the month in February's Board meeting, which would require a change to the bylaws. A vote was taken to approve the 9th Restatement of Bylaws.

APPROVAL OF 9th RESTATEMENT OF BYLAWS (ACTION)

Almarietha Mathews (Motion) and Meshell Baylor (Second) to approve the 9th Restatement of Bylaws. There was no discussion.

10	AYES
0	NO
0	ABSTENTION

The motion passed.

RESOLUTION: APPROVAL OF THE 9th RESTATEMENT OF BYLAWS.

Political Action (PAC)

Committee Chair, Zoey Giesberg, shared that ARCA hosted Grassroots Day on March 4th to speak about various legislation and the impacts of the new administration. This is a stressful time for

many people; not knowing the fate of Medicaid, fire recovery efforts, deficient budgets, etc. If there is ever a time to be an advocate, it is now.

Finance

Treasurer Kyle Jones shared that as of January 31, WRC has expended 47% of the operations budget and 56% of our purchase of service budget. The Committee discussed the status of the CPA and DDS audits, which are ongoing. A vote was taken to approve a contract over \$250k for the Westside Infant Family Network or WIN.

APPROVAL OF 24-25 SERVICE ACCESS & EQUITY GRANT PROGRAM AWARD FOR WESTSIDE INFANT-FAMILY NETWORK (WIN) AND WRC COLLABORATION (ACTION)

Vanda Yung (Motion) and Kyle Jones (Second) to approve the 24-25 Service Access & Equity Grant Program Award for Westside Infant-Family Network (WIN) and WRC Collaboration. There was no discussion.

10	AYES
0	NO
0	ABSTENTION

The motion passed.

RESOLUTION: APPROVAL OF THE 24-25 SERVICE ACCESS & EQUITY GRANT PROGRAM AWARD FOR WESTSIDE INFANT-FAMILY NETWORK (WIN) AND WRC COLLABORATION.

Service Provider Advisory (SPAC)

The SPAC report is in the meeting packet. The next meeting will take place on April 15 at 10:30a.

Consumer Advisory (CAC)

Committee Chair, Esther Kelsey shared the events that CAC attended in January and February. The report is in the packet.

PUBLIC COMMENT (3 minutes)

Lisa Anderson inquired about Political Action Committee meetings being held in-person or Zoom. Zoey Giesberg stated that the meetings are held via Zoom.

ADJOURNMENT

The Board meeting was adjourned by Vanda Yung, Board President at 7:43 p.m. The next board meeting will be Wednesday April 9th, 2025, **not** April 16th.

Almarietha Mathews

Board Secretary

WESTSIDE REGIONAL CENTER
BUDGET STATUS REPORT as of February 28, 2025
(66.67 % of the Year)

	A-1 ALLOCATION Fiscal Year 24-25		YTD EXPENDITURES 8 months of expenditures in base	% OF ALLOCATION
OPERATIONS	\$ 38,104,495	*	\$ 18,594,114	49%
PURCHASE OF SERVICES	\$ 501,715,625		\$ 316,162,431	63%
TOTAL	\$ 539,820,120		\$ 334,756,545	62%

NARRATIVE

OPERATIONS

WRC's projected expenditures will be within our budget allocation. We project a balanced budget for FY 24-25. Note- Some of WRC's operations allocation are restricted funds due to policy mandates.

PURCHASE OF SERVICE

Based on the A-1 Budget Allocation for FY 24-25, WRC is projecting a balanced POS budget.

* Expenditures through 2/28/25

Westside Regional Center
Political Action Committee
March 11, 2025

ARCA Grassroots Day

- March 4, 2025
- Four talking points:
 - SB 422 (Workforce Policy Bill) - creates recommendation committee to create solutions to DSP workforce shortage and issues (recommended to Labor, Public Employment and Retirement, and Human Services committees in February)
 - AB 1172 (Seizure Rescue Medication Bill) - allows DSPs in day programs and residential facilities to give nasal spray seizure medicine to people experiencing seizures
 - Concurrent Resolution on 40th Anniversary of Entitlement - 40th anniversary of CA supreme court case upholding the Lanterman Act
 - Master Plan for Developmental Services - future layout of future of growth of regional centers and services (serving up to half a million people in CA)

Federal

- Concurrent resolution for government spending until September 2025 narrowly passes House of Representatives 217-213 (along party lines), moves to Senate where 60 votes need to pass
 - Will have huge cuts to Medicaid
 - Possibility of government shutdown
 - Current funding of government ends March 14th

State Bills

- AB 277 - behavioral technician certification for working with minors
- AB 308 - family urgent response system, provided through mobile
- AB 341 - technical assistance centers for people with disabilities (reducing need for general anesthesia and sedation)
- AB 416 - involuntary commitment (extend authority to emergency physicians)
- SB 471 - create ombudsman to oversee the Self Determination ombudsman

SPAC Notes

March 18, 2025

Attendees: 52

Approval of Notes: Approved

Jane: Updates Budget Medicaid and Medical we don't know if there will be an impact But WRC is being in proactive about this at GrassRoots Day and did get in front of state legislators about this. DSP Senate Bill 422 (Workforce Policy Bill (SB 422 - Grayson)- People served by regional centers need services provided by staff known as "Direct Support Professionals" (DSPs). A long-term problem is the shortage of DSPs. This problem is getting worse and is causing people with developmental disabilities and their families to get less services than they need. The California Workforce Development Board is the state's expert on solving this kind of problem. This bill requires the California Workforce Development Board to look at more than 50 studies that have been done to understand the DSP workforce and recommend solutions. Solutions might include DSP pay and benefits, helping people learn about DSP jobs, and other creative ideas) people served CA Workforce development board to get involved within the issues with DSP. Announced the new team member Bob the new CFO. This was a lengthy process including multiple interviews and then final in person interviews that is why it took so very long. Nick Adolofo is still out on leave and the accounting dept is still very short staff. The move to new building will be taking place 777 aviation in El Segundo. Hopefully this will take place before projected 2026. Could happen maybe by Fall. There will be a soft launch within the vendors.

Bob CFO: Introduced himself. Background in NFP's. Came from NoCal WRC. Promises to be available. bobk@westsiderc.org goal to respond to communications withing 24 hours.

Andy and Ricardo: Andy: Big thing rate reform and implementation 03-31 rate acknowledgment form MUST be in everyone needs to do this. All Vendors need to get these form in. Phase 3 rate is retro to January. There has been some errors within the system with DDS so there are going through and fixing these errors. Service Code transition will happen ASAP. Residential Homes if 113 facility on track to cross walk over to a board and care home if you are an Arm level home and think you should be cross walk over to a level 7. An Arm level home has to follow the service level increase is a different process (WRC staff will help out with this). Ricardo: We are at 50% of forms turned in. As of last week the rate with those vendors that are not cross walking the effected rate is 1/1 retroacted. There has been conflicting info from DDS as this point he will wait top share info because it's difficult to walk back. Tomorrow there is a meeting for residential providers that have completed the form going from level 5 to level 7 requirements that he strongly suggests that you attend. 11-12.

JoanE: BOI NEWS RELEASE

Treasury Department Announces Suspension of Enforcement of Corporate Transparency Act Against U.S. Citizens and Domestic Reporting Companies

March 2, 2025

The Treasury Department is announcing today that, with respect to the Corporate Transparency Act, not only will it not enforce any penalties or fines associated with the beneficial ownership information reporting rule under the existing regulatory deadlines, but it will further not enforce any penalties or fines against U.S. citizens or domestic reporting companies or their beneficial owners after the forthcoming rule changes take effect either. The Treasury Department will further be issuing a proposed rulemaking that will narrow the scope of the rule to foreign reporting companies only. Treasury takes this step in the interest of supporting hard-working American taxpayers and small businesses and ensuring that the rule is appropriately tailored to advance the public interest.

“This is a victory for common sense,” said U.S. Secretary of the Treasury Scott Bessent. “Today’s action is part of President Trump’s bold agenda to unleash American prosperity by reining in burdensome regulations, in particular for small businesses that are the backbone of the American economy.”

Committees:

SLS: Janine rate study-First vendors contacted during this rate study. She still is not on it. Andy will help with this.

Michael from ARC: Looking for a job developer part time to start so spread the word.

Travis mentioned issues with encrypted emails and that the SC’s are saying that they cannot open. Jane and Andy will talk with the SC’s about this. Here is the video that Jane mentioned that we as vendors should also watch. YouTube <https://www.youtube.com/watch?v=udDSBc0s1Bk>

Daniel CPR-LA 20 individuals and there is room for growth they also have an Education support program

Good evening, Board & Guest,

Here is the report for April. Here's what the Self Advocates have been doing so far.

We attend each other's IPP meetings, we also partner up with other regional centers. For example, SLARC, WLARC, NLA SCDD. Advocate wrote. Letters to their, Local legislators, senators, and Assembly members. Letting them know how they feel and how it would affect us if they cut Medical Medicare. Some Advocates participated In a talent show at LA Goal. Some advocates attended the taping of America got talent. CAC has also been getting updates on what going on in world. For example, cuts to Medical, and Medicine, social Security, CAC also discuss about immigration and how people are Marching concerning this. CAC participated with SCDD in help writing Training books such as Relationships, Employment and facilitation.

Self-Advocates attends SCDD Statewide Self Advocacy chat every third Wednesday of each month. We discuss affordable housing issues, Employment & Health care.

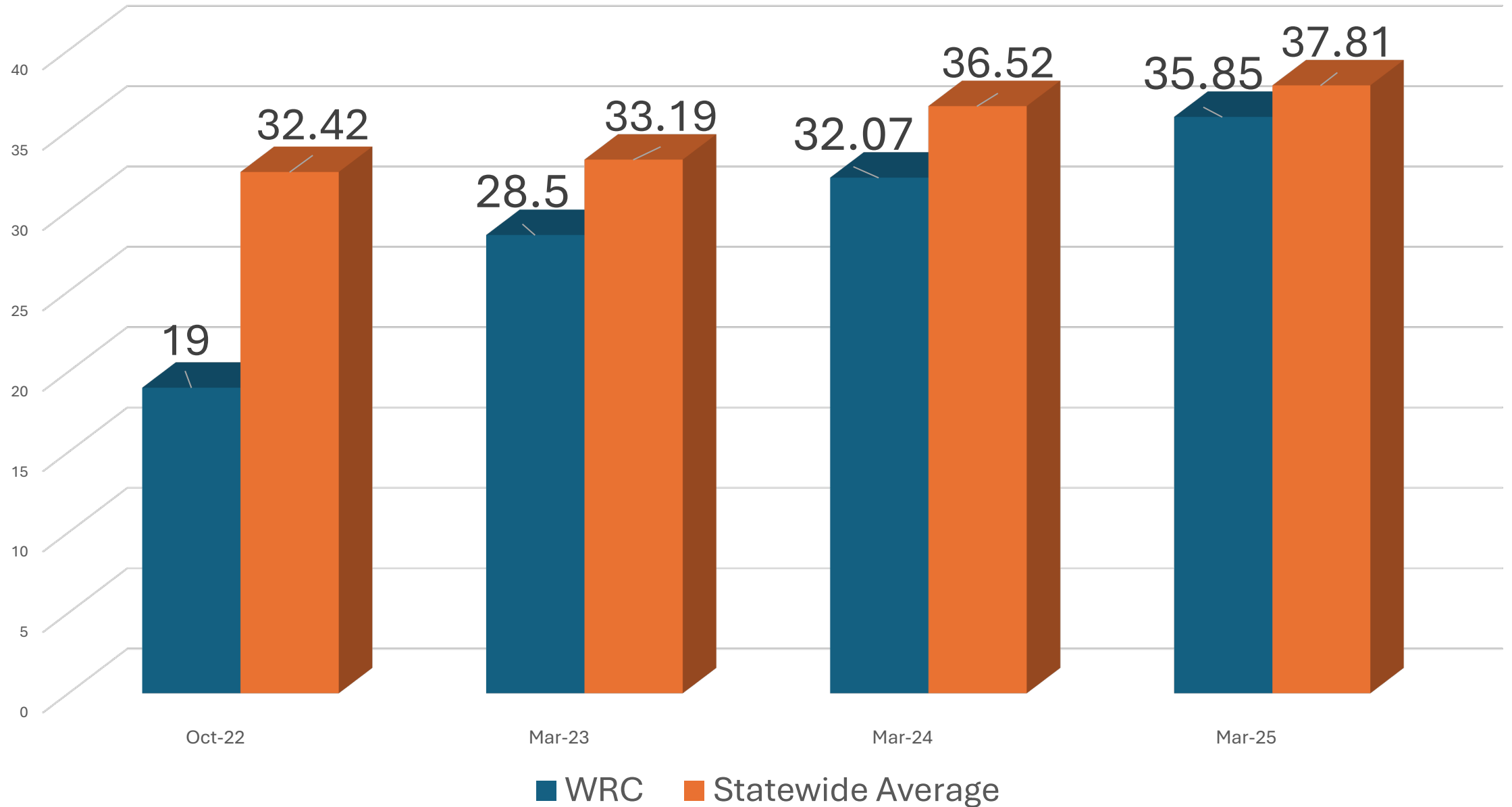
And that's the Report

APRIL SELF ADVOCACY CALENDAR 2025

Monday	Tuesday	Wednesday	Thursday	Friday
	1.	2. Relations @ Westfield Mall Fox Hills Mall 6000 Sepulveda Blvd. Culver City, (Cross St Slauson Ave) 5pm-7pm Access riders, front of Macys is your pickup/drop off location	3. Shakers @ Howard Hughes Center Starbucks 6081 Center Dr. (Cross Street Sepulveda Blvd.) 5pm-7pm	4. Public Relation @ ONO Hawaiian BBQ 10814 Jefferson Blvd Culver City (Cross Street Cota St) 5pm-7pm
7.	8. Political Action 5pm-6pm Registration Zoom Self Determination 6pm-8pm	9. WRC Board Meeting 6:30PM-8PM Registration Zoom	10. MOVERS @ Hamburger Habit 11223 Sepúlveda Blvd. Los Angeles, (Cross St. National Blvd) 5pm-7pm	11. Culver City Senior Dance 4095 Overland Ave (Cross St Culver Blvd) 7PM-9PM
14. Wellness Group @ Lindberg Park 5041 Rhoda Way (Cross St. Ocean Dr.) 5pm-7pm	15. Travel Club @ Burger King 10812 Jefferson Blvd. Culver City, (Cross St. Cota St.) 5pm-7pm	16. Officers Training @ Westfield Mall Fox Hills Mall 6000 Sepulveda Blvd. Culver City (Cross St Slauson Ave) 5pm-7pm Access riders, front of Macys is your pickup/drop off location	17. CAC @ El Pollo Loco 5529 Sepúlveda Blvd. Culver City (Cross St. Berryman Ave.) 5pm-7pm	18. Finding Your Own Voice @ Del Taco 11446 Jefferson Blvd. Culver City (Cross street Slauson Ave) 5pm-7pm
21 Independent Group @ Dr. Paul Carlson Memorial Park (Cross St. BOURGE AVE) 5PM-7PM	22. MOVIES @ Howard Hughes Center 6081 Center Dr. (Cross Street Sepulveda Blvd.) 4:00 PM Until your choice of movie is over	23. Volunteer Information @ Burger King 10812 Jefferson Blvd. Culver City, (Cross St. Cota St.) 5pm-7pm	24.	25. If it Rains Group is canceled
28.	29.	30.	For more Information, please contact Linda Butler @ (310) 258-4245	

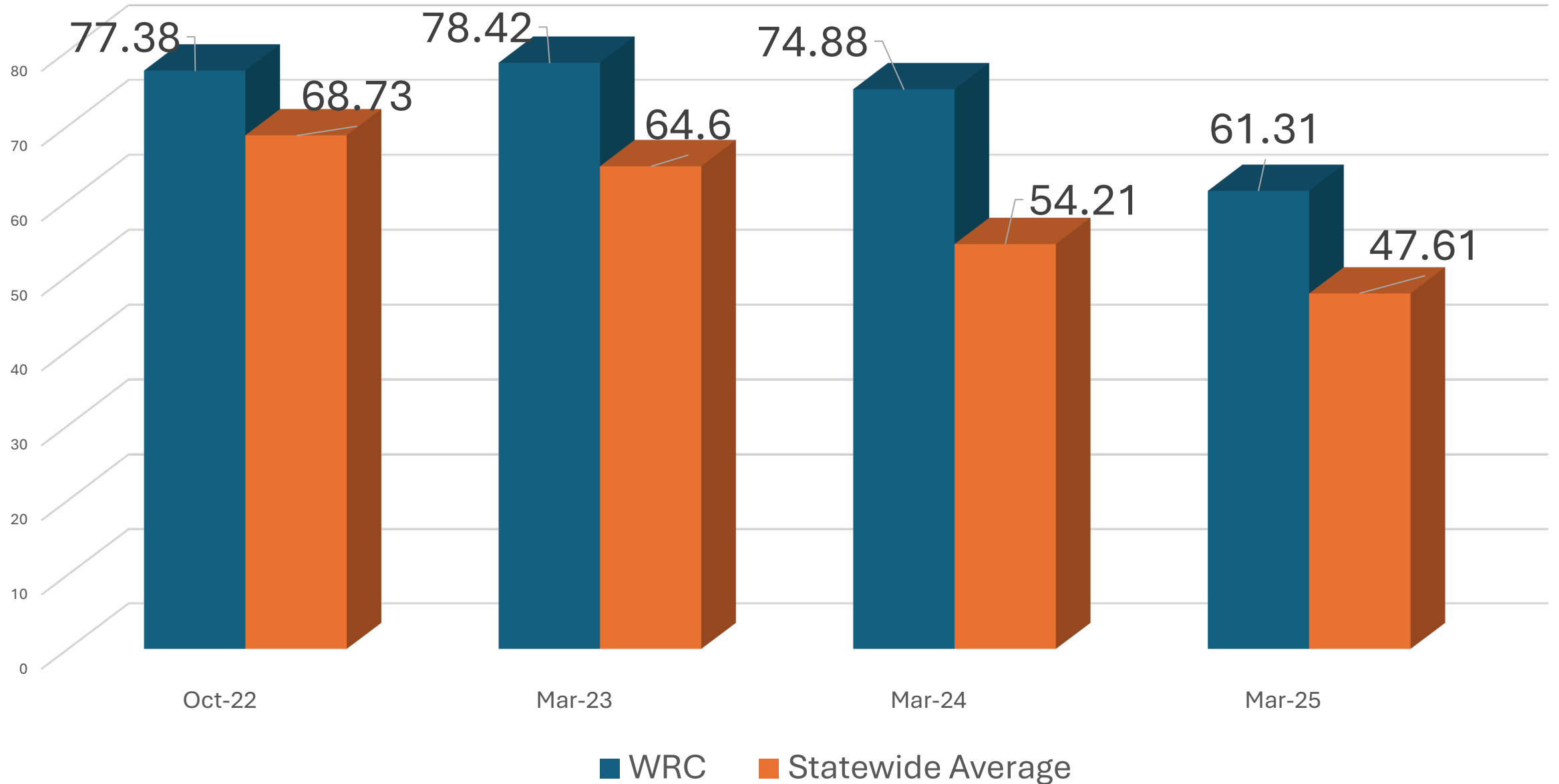
CASELOAD RATIO

CONSUMERS WITH LOW/NO POS



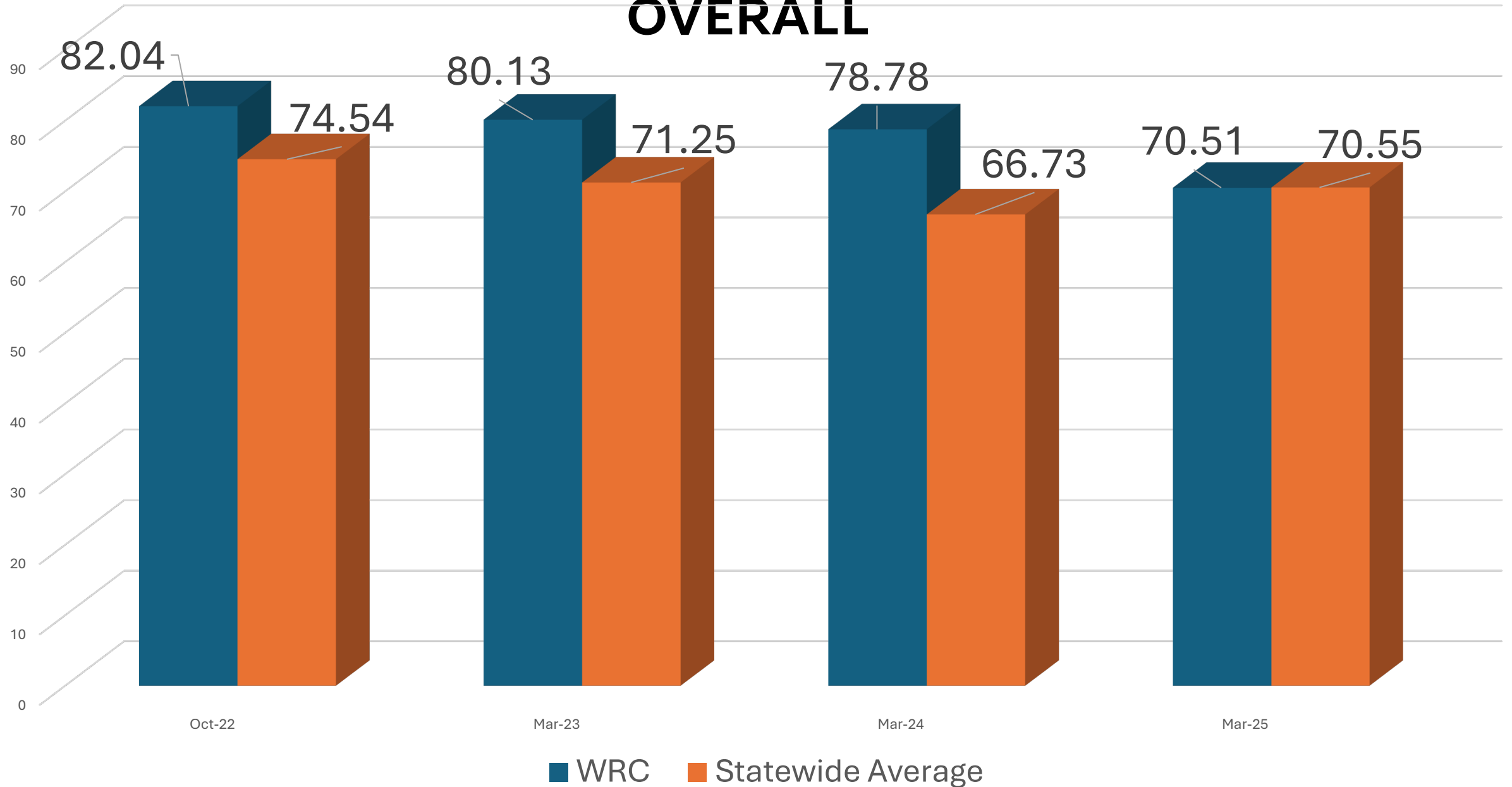
CASELOAD RATIO

0 – Under 6



CASELOAD RATIO

OVERALL





WESTSIDE
REGIONAL CENTER

Purchase of Services (POS) Public Meetings

In-person presentation in English: March 20, 2025, 11am-1pm

Virtual presentation in Spanish: March 25, 2025, 5pm-7pm

Meet The Team



Andy Ponce, Deputy Executive Director



Suzy Requarth, Director of Client Services



Ricardo Pacheco, Associate Director Community Services



Rosalinda Mata, Equity and Cultural Diversity Specialist





AGENDA

- ☐ *About the People We Support*
- ☐ *Annual Service Reports FY 23-24*
- ☐ *Efforts to Increase Equity*
- ☐ *Community Feedback*





About the People We Support

We will review information about:

*Diagnosis, age, race and ethnicity, primary
language and residency type*

People Supported by WRC (Fiscal Year 23-24)

Total		13,388
Age	Birth to age 2: 3 to 21 years: 22 years and older:	2,647 6,425 4,316
Race and Ethnicity	American Indian or Alaska Native: Asian: Black/African American: Hispanic: Native Hawaiian or Other Pacific Islander: Other Ethnicity or Race/Multi-Cultural: White:	* 593 2,948 4,833 ** 1,845 3,148

* In accordance with DDS Data De-Identification Guidelines, counts of one through ten have been suppressed.

** In accordance with DDS Data De-Identification Guidelines, complementary cells have been suppressed.

People Supported by WRC (Fiscal Year 23-24)

Diagnosis	Autism: 5,536 Intellectual Disability: 5,983 Cerebral Palsy: 789 Epilepsy: 868 Category 5: 1,321 Other: 3,138
Language	English: 11,151 Spanish: 2,059 Other: 147
Residence Type	Home of Parent or Guardian: 11,797 Supported Living Services: 535 Independent Living Skills: 447 Community Care Facility: 415 Intermediate Care Facility: 85 Skilled Nursing Facility: 29 Other: 53 Family Home Agency/Family Teaching Home: * State-Operated Facility: *

* In accordance with DDS Data De-Identification Guidelines, counts of one through ten have been suppressed.

** In accordance with DDS Data De-Identification Guidelines, complementary cells have been suppressed.



Annual Service Reports

We will review information about:

Dollar amount spent on services per person by age, race/ethnicity, and type of residence. We will also review case management only (no POS) data.

Definitions of Terms Used by Regional Centers

Purchase of Service (POS) = costs of services paid by WRC that individuals receive

Per Capita Expenditures = per person dollar amount spent on services

Per Capita Authorized Services = per person dollar amount approved to spend on services

Fiscal Year (FY) = a one-year period chosen to report its financial information (July to June)

Utilization = percentage of authorized services billed and paid

Dollar Amount of Services per Person for All Ages by Ethnicity

Westside Regional Center

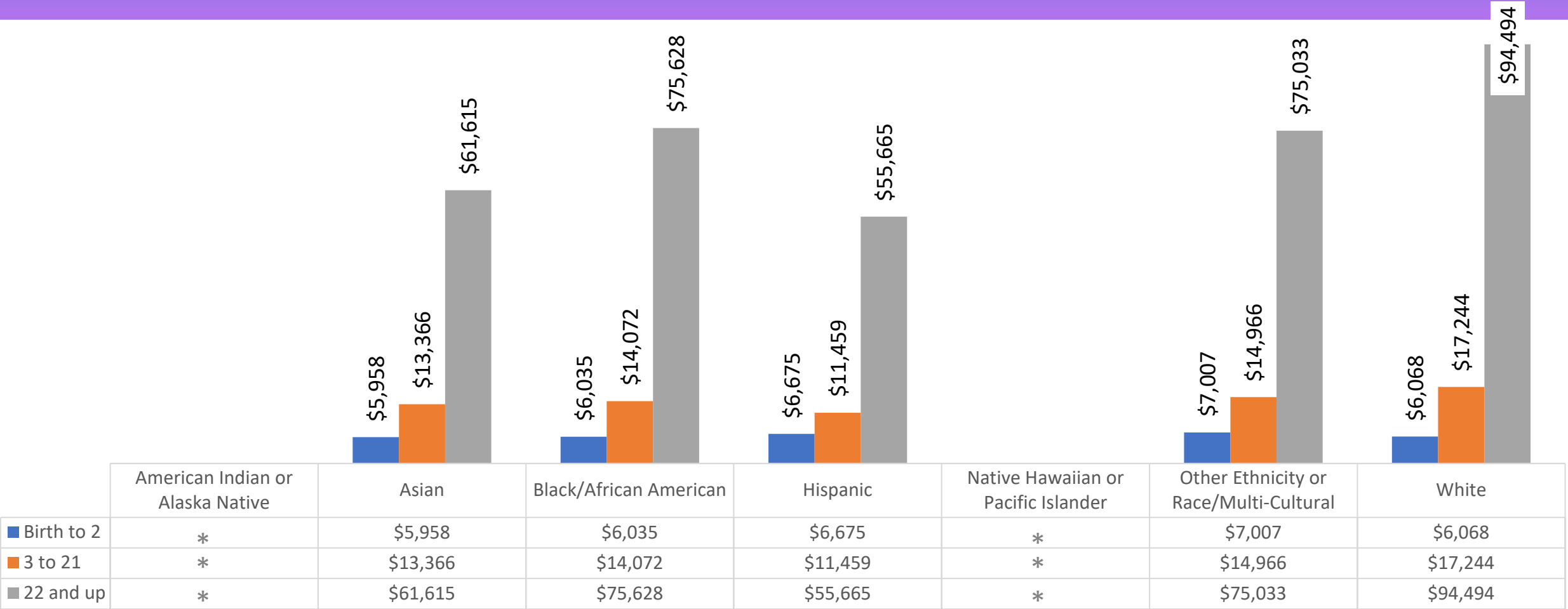
All Ages

	Consumers Count	Per Capita Expenditures	Per Capita Authorized Services	Utilized
American Indian or Alaska Native	*	*	*	56.0%
Asian	593	\$29,691	\$44,780	66.3%
Black/African American	2,948	\$38,677	\$63,866	60.6%
Hispanic	4,833	\$22,340	\$37,362	59.8%
Native Hawaiian or Other Pacific Islander	**	**	**	52.9%
Other Ethnicity or Race/Multi-Cultural	1,845	\$24,933	\$42,429	58.8%
White	3,148	\$44,113	\$72,497	60.8%
Totals	13,388	\$31,758	\$52,523	60.5%

* In accordance with DDS Data De-Identification Guidelines, counts of one through ten have been suppressed.

** In accordance with DDS Data De-Identification Guidelines, complementary cells have been suppressed.

Dollar Amount Spent per Person by Age and Ethnicity



* In accordance with DDS Data De-Identification Guidelines, counts of one through ten have been suppressed.

Dollar Amount of Services per Person by Residence Type



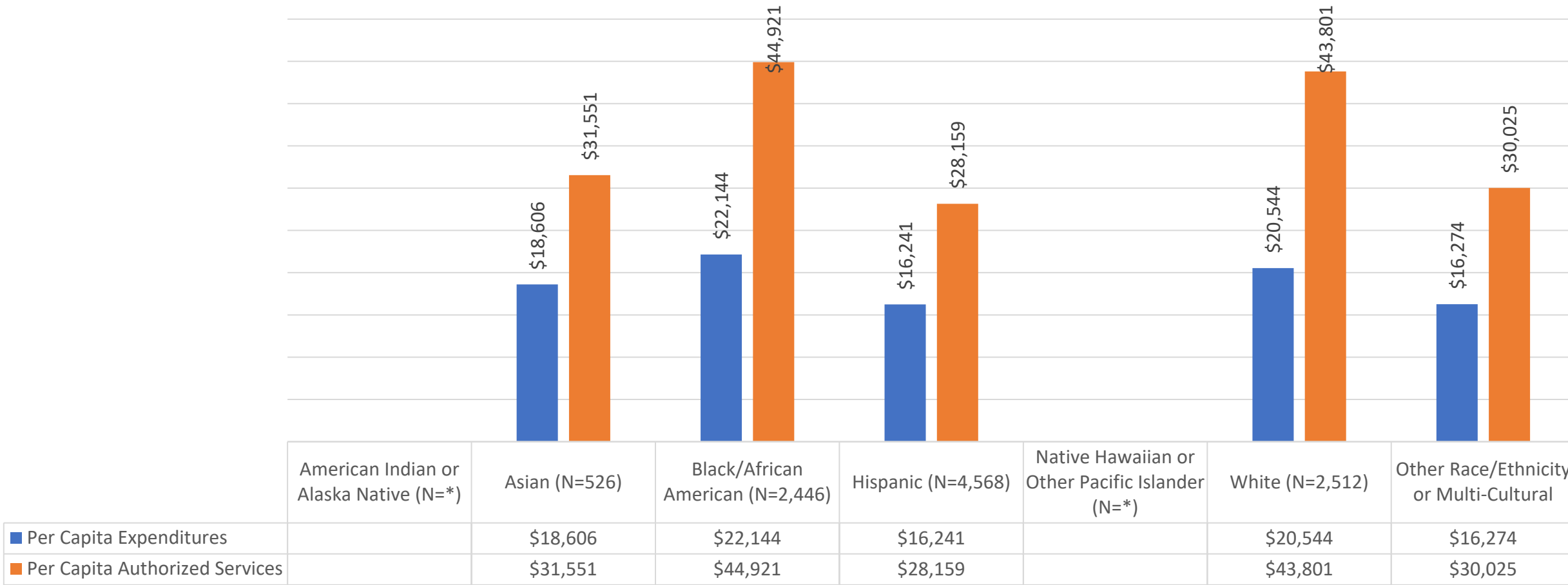
* In accordance with DDS Data De-Identification Guidelines, counts of one through ten have been suppressed.

** In accordance with DDS Data De-Identification Guidelines, complementary cells have been suppressed.

Total Consumers: 13,388



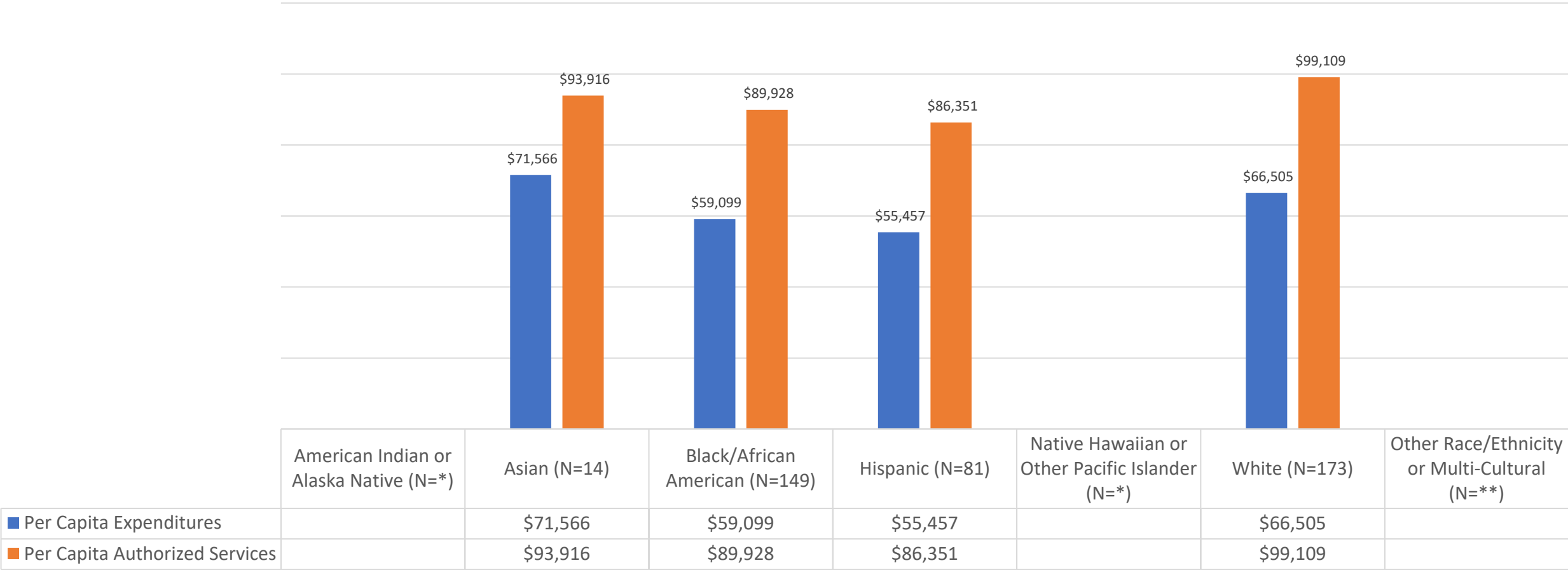
Dollar Amount of Services per Person by Ethnicity for Residence Type: In-Home



* In accordance with DDS Data De-Identification Guidelines, counts of one through ten have been suppressed.

Total Consumers: 11,797

Dollar Amount of Services per Person by Ethnicity for Residence Type: Independent Living (ILS)

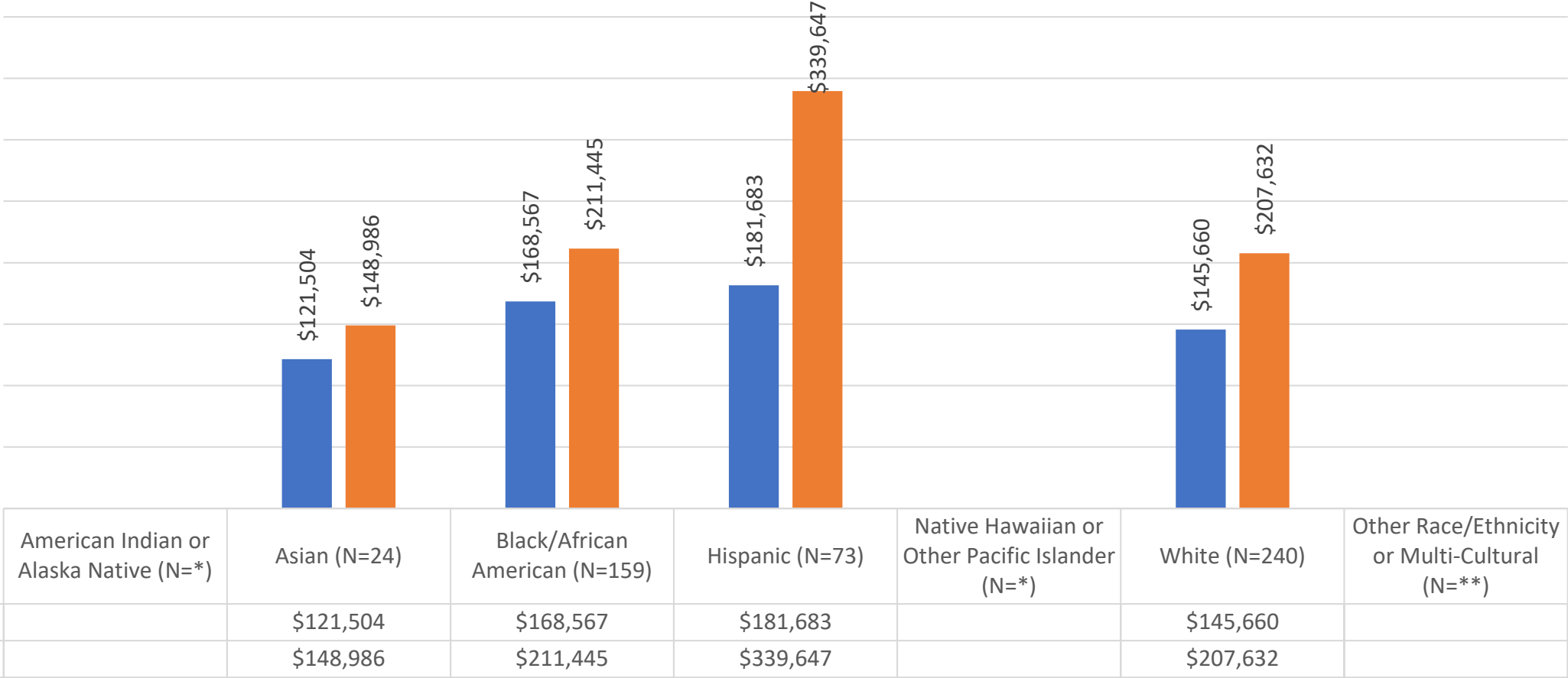


* In accordance with DDS Data De-Identification Guidelines, counts of one through ten have been suppressed.

** In accordance with DDS Data De-Identification Guidelines, complementary cells have been suppressed.

Total Consumers: 447

Dollar Amount of Services per Person by Ethnicity for Residence Type: Supported Living (SLS)

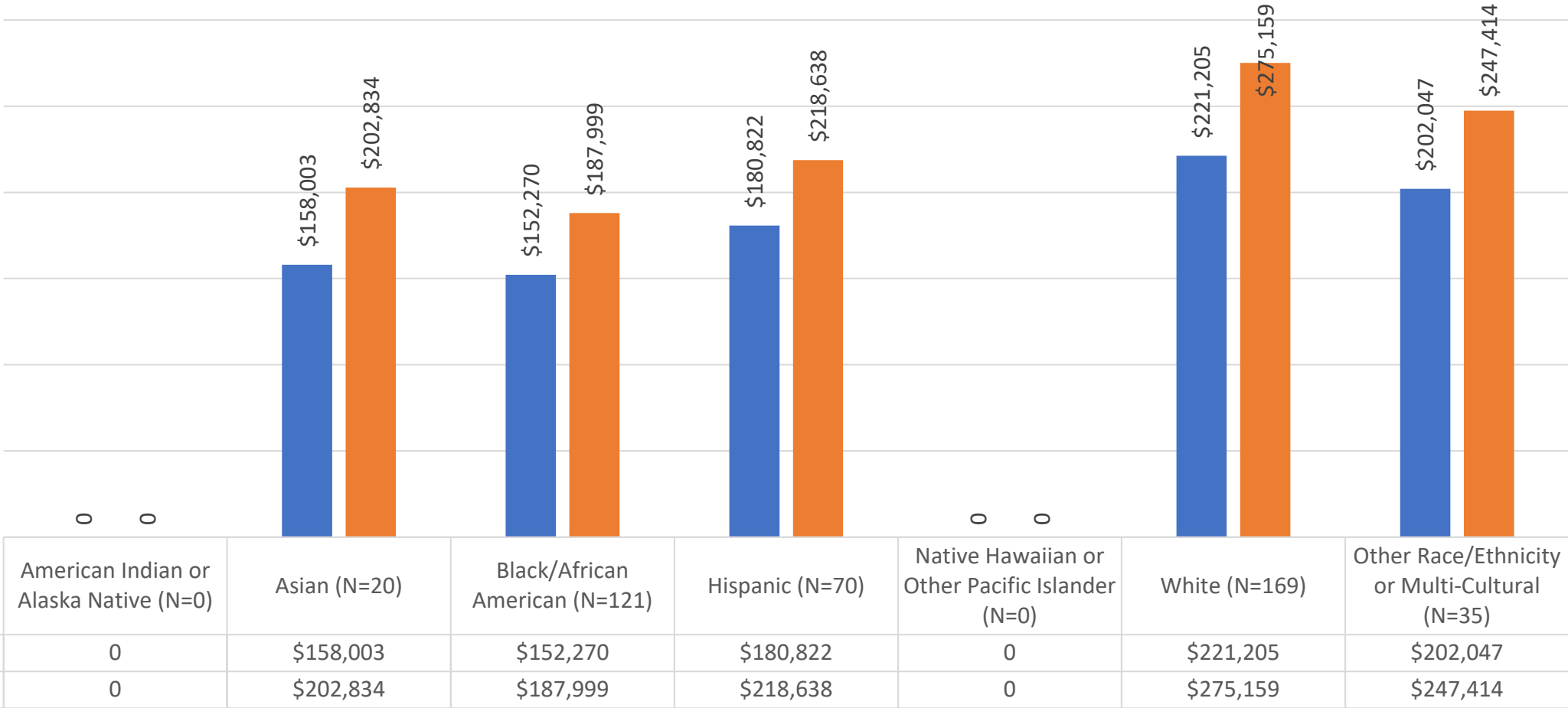


* In accordance with DDS Data De-Identification Guidelines, counts of one through ten have been suppressed.

** In accordance with DDS Data De-Identification Guidelines, complementary cells have been suppressed.

Total Consumers: 535

Dollar Amount of Services per Person by Ethnicity for Residence Type: Community Care Facility



Total Consumers: 415

Dollar Amount of Services by Ethnicity for Social Recreation Services for All Ages

Examples: swimming, karate, basketball, boxing, surfing, gymnastics, dance and more

All ages

	Individuals Count	Total Expenditures	Total Authorized Services	Per Capita Expenditures	Per Capita Authorized Services	Utilized
American Indian or Alaska Native	0	\$ 0	\$ 0	\$ 0	\$ 0	0.0%
Asian	63	\$ 236,446	\$ 453,435	\$ 3,753	\$ 7,197	52.1%
Black/African American	254	\$ 844,896	\$ 1,783,845	\$ 3,326	\$ 7,023	47.4%
Hispanic	378	\$ 1,046,657	\$ 2,290,682	\$ 2,769	\$ 6,060	45.7%
Native Hawaiian or Other Pacific Islander	0	\$ 0	\$ 0	\$ 0	\$ 0	0.0%
White	341	\$ 1,426,527	\$ 3,015,745	\$ 4,183	\$ 8,844	47.3%
Other Race/Ethnicity or Multi-Cultural	203	\$ 620,286	\$ 1,251,487	\$ 3,056	\$ 6,165	49.6%
Total	1,239	\$ 4,174,812	\$ 8,795,194	\$ 3,370	\$ 7,099	47.5%

Dollar Amount of Services by Ethnicity for Social Recreation Services by Age

For birth to age 2 years, inclusive

	Individuals Count	Total Expenditures	Total Authorized Services	Per Capita Expenditures	Per Capita Authorized Services	Utilized
American Indian or Alaska Native	0	\$ 0	\$ 0	\$ 0	\$ 0	0.0%
Asian	*	*	*	*	*	34.7%
Black/African American	*	*	*	*	*	22.2%
Hispanic	*	*	*	*	*	32.9%
Native Hawaiian or Other Pacific Islander	0	\$ 0	\$ 0	\$ 0	\$ 0	0.0%
White	*	*	*	*	*	70.2%
Other Race/Ethnicity or Multi-Cultural	*	*	*	*	*	93.8%
Total	*	*	*	*	*	49.5%

For age 3 years to 21 years, inclusive

	Individuals Count	Total Expenditures	Total Authorized Services	Per Capita Expenditures	Per Capita Authorized Services	Utilized
American Indian or Alaska Native	0	\$ 0	\$ 0	\$ 0	\$ 0	0.0%
Asian	45	\$ 138,584	\$ 267,824	\$ 3,080	\$ 5,952	51.7%
Black/African American	178	\$ 374,359	\$ 924,942	\$ 2,103	\$ 5,196	40.5%
Hispanic	319	\$ 683,528	\$ 1,699,832	\$ 2,143	\$ 5,329	40.2%
Native Hawaiian or Other Pacific Islander	0	\$ 0	\$ 0	\$ 0	\$ 0	0.0%
White	221	\$ 634,652	\$ 1,307,523	\$ 2,872	\$ 5,916	48.5%
Other Race/Ethnicity or Multi-Cultural	182	\$ 481,708	\$ 993,179	\$ 2,647	\$ 5,457	48.5%
Total	945	\$ 2,312,831	\$ 5,193,300	\$ 2,447	\$ 5,496	44.5%

For age 22 years and older

	Individuals Count	Total Expenditures	Total Authorized Services	Per Capita Expenditures	Per Capita Authorized Services	Utilized
American Indian or Alaska Native	0	\$ 0	\$ 0	\$ 0	\$ 0	0.0%
Asian	**	**	**	**	**	52.9%
Black/African American	**	**	**	**	**	54.9%
Hispanic	**	**	**	**	**	61.6%
Native Hawaiian or Other Pacific Islander	0	\$ 0	\$ 0	\$ 0	\$ 0	0.0%
White	**	**	**	**	**	46.3%
Other Race/Ethnicity or Multi-Cultural	**	**	**	**	**	53.6%
Total	**	**	**	**	**	51.7%

* In accordance with DDS Data De-Identification Guidelines, counts of one through ten have been suppressed.

** In accordance with DDS Data De-Identification Guidelines, complementary cells have been suppressed.

Dollar Amount of Services by Ethnicity for Camping Services for by Age

Examples: day camps and overnight camps

All ages

	Individuals Count	Total Expenditures	Total Authorized Services	Per Capita Expenditures	Per Capita Authorized Services	Utilized
American Indian or Alaska Native	0	\$ 0	\$ 0	\$ 0	\$ 0	0.0%
Asian	27	\$ 64,136	\$ 203,933	\$ 2,375	\$ 7,553	31.4%
Black/African American	72	\$ 189,288	\$ 472,764	\$ 2,629	\$ 6,566	40.0%
Hispanic	62	\$ 160,028	\$ 355,121	\$ 2,581	\$ 5,728	45.1%
Native Hawaiian or Other Pacific Islander	0	\$ 0	\$ 0	\$ 0	\$ 0	0.0%
White	91	\$ 292,804	\$ 650,374	\$ 3,218	\$ 7,147	45.0%
Other Race/Ethnicity or Multi-Cultural	72	\$ 172,108	\$ 457,171	\$ 2,390	\$ 6,350	37.6%
Total	324	\$ 878,363	\$ 2,139,365	\$ 2,711	\$ 6,603	41.1%

For age 3 years to 21 years, inclusive

	Individuals Count	Total Expenditures	Total Authorized Services	Per Capita Expenditures	Per Capita Authorized Services	Utilized
American Indian or Alaska Native	0	\$ 0	\$ 0	\$ 0	\$ 0	0.0%
Asian	**	**	**	**	**	40.4%
Black/African American	**	**	**	**	**	40.0%
Hispanic	56	\$ 148,804	\$ 334,591	\$ 2,657	\$ 5,975	44.5%
Native Hawaiian or Other Pacific Islander	0	\$ 0	\$ 0	\$ 0	\$ 0	0.0%
White	**	**	**	**	**	45.8%
Other Race/Ethnicity or Multi-Cultural	63	\$ 145,146	\$ 417,530	\$ 2,304	\$ 6,627	34.8%
Total	294	\$ 802,114	\$ 1,931,715	\$ 2,728	\$ 6,570	41.5%

* In accordance with DDS Data De-Identification Guidelines, counts of one through ten have been suppressed.

** In accordance with DDS Data De-Identification Guidelines, complementary cells have been suppressed.

Dollar Amount of Services by Ethnicity for Educational Services by Age

Examples: tutoring programs and college prep programs

All ages

	Individuals Count	Total Expenditures	Total Authorized Services	Per Capita Expenditures	Per Capita Authorized Services	Utilized
American Indian or Alaska Native	0	\$ 0	\$ 0	\$ 0	\$ 0	0.0%
Asian	30	\$ 265,779	\$ 385,285	\$ 8,859	\$ 12,843	69.0%
Black/African American	79	\$ 475,267	\$ 940,560	\$ 6,016	\$ 11,906	50.5%
Hispanic	155	\$ 936,630	\$ 1,736,795	\$ 6,043	\$ 11,205	53.9%
Native Hawaiian or Other Pacific Islander	0	\$ 0	\$ 0	\$ 0	\$ 0	0.0%
White	77	\$ 426,724	\$ 910,179	\$ 5,542	\$ 11,821	46.9%
Other Race/Ethnicity or Multi-Cultural	69	\$ 415,350	\$ 650,733	\$ 6,020	\$ 9,431	63.8%
Total	410	\$ 2,519,751	\$ 4,623,552	\$ 6,146	\$ 11,277	54.5%

For age 3 years to 21 years, inclusive

	Individuals Count	Total Expenditures	Total Authorized Services	Per Capita Expenditures	Per Capita Authorized Services	Utilized
American Indian or Alaska Native	0	\$ 0	\$ 0	\$ 0	\$ 0	0.0%
Asian	30	\$ 265,779	\$ 385,285	\$ 8,859	\$ 12,843	69.0%
Black/African American	79	\$ 475,267	\$ 940,560	\$ 6,016	\$ 11,906	50.5%
Hispanic	155	\$ 936,630	\$ 1,736,795	\$ 6,043	\$ 11,205	53.9%
Native Hawaiian or Other Pacific Islander	0	\$ 0	\$ 0	\$ 0	\$ 0	0.0%
White	77	\$ 426,724	\$ 910,179	\$ 5,542	\$ 11,821	46.9%
Other Race/Ethnicity or Multi-Cultural	69	\$ 415,350	\$ 650,733	\$ 6,020	\$ 9,431	63.8%
Total	410	\$ 2,519,751	\$ 4,623,552	\$ 6,146	\$ 11,277	54.5%

Dollar Amount of Services by Ethnicity for Non-Medical Services by Age

Examples: equine therapies and therapies such as music, art and dance

All ages

	Individuals Count	Total Expenditures	Total Authorized Services	Per Capita Expenditures	Per Capita Authorized Services	Utilized
American Indian or Alaska Native	0	\$ 0	\$ 0	\$ 0	\$ 0	0.0%
Asian	*	*	*	*	*	63.8%
Black/African American	*	*	*	*	*	49.4%
Hispanic	16	\$ 24,805	\$ 46,422	\$ 1,550	\$ 2,901	53.4%
Native Hawaiian or Other Pacific Islander	0	\$ 0	\$ 0	\$ 0	\$ 0	0.0%
White	18	\$ 47,105	\$ 92,615	\$ 2,617	\$ 5,145	50.9%
Other Race/Ethnicity or Multi-Cultural	15	\$ 34,085	\$ 55,450	\$ 2,272	\$ 3,697	61.5%
Total	67	\$ 153,258	\$ 278,151	\$ 2,287	\$ 4,152	55.1%

For age 3 years to 21 years, inclusive

	Individuals Count	Total Expenditures	Total Authorized Services	Per Capita Expenditures	Per Capita Authorized Services	Utilized
American Indian or Alaska Native	0	\$ 0	\$ 0	\$ 0	\$ 0	0.0%
Asian	*	*	*	*	*	62.6%
Black/African American	*	*	*	*	*	53.4%
Hispanic	**	**	**	**	**	54.4%
Native Hawaiian or Other Pacific Islander	0	\$ 0	\$ 0	\$ 0	\$ 0	0.0%
White	14	\$ 41,002	\$ 80,815	\$ 2,929	\$ 5,772	50.7%
Other Race/Ethnicity or Multi-Cultural	15	\$ 34,085	\$ 55,450	\$ 2,272	\$ 3,697	61.5%
Total	56	\$ 125,068	\$ 225,533	\$ 2,233	\$ 4,027	55.5%

* In accordance with DDS Data De-Identification Guidelines, counts of one through ten have been suppressed.

** In accordance with DDS Data De-Identification Guidelines, complementary cells have been suppressed.

Dollar Amount of Services by Ethnicity for Other Social Recreation Services by Age

All ages

	Individuals Count	Total Expenditures	Total Authorized Services	Per Capita Expenditures	Per Capita Authorized Services	Utilized
American Indian or Alaska Native	0	\$ 0	\$ 0	\$ 0	\$ 0	0.0%
Asian	*	*	*	*	*	29.1%
Black/African American	**	**	**	**	**	47.9%
Hispanic	67	\$ 12,892	\$ 45,557	\$ 192	\$ 680	28.3%
Native Hawaiian or Other Pacific Islander	0	\$ 0	\$ 0	\$ 0	\$ 0	0.0%
White	50	\$ 35,749	\$ 82,614	\$ 715	\$ 1,652	43.3%
Other Race/Ethnicity or Multi-Cultural	42	\$ 26,799	\$ 70,397	\$ 638	\$ 1,676	38.1%
Total	190	\$ 93,161	\$ 244,968	\$ 490	\$ 1,289	38.0%

For age 3 years to 21 years, inclusive

	Individuals Count	Total Expenditures	Total Authorized Services	Per Capita Expenditures	Per Capita Authorized Services	Utilized
American Indian or Alaska Native	0	\$ 0	\$ 0	\$ 0	\$ 0	0.0%
Asian	*	*	*	*	*	29.8%
Black/African American	**	**	**	**	**	25.4%
Hispanic	59	\$ 10,167	\$ 37,777	\$ 172	\$ 640	26.9%
Native Hawaiian or Other Pacific Islander	0	\$ 0	\$ 0	\$ 0	\$ 0	0.0%
White	41	\$ 26,624	\$ 62,949	\$ 649	\$ 1,535	42.3%
Other Race/Ethnicity or Multi-Cultural	39	\$ 23,300	\$ 64,210	\$ 597	\$ 1,646	36.3%
Total	162	\$ 69,115	\$ 197,297	\$ 427	\$ 1,218	35.0%

* In accordance with DDS Data De-Identification Guidelines, counts of one through ten have been suppressed.

** In accordance with DDS Data De-Identification Guidelines, complementary cells have been suppressed.

Dollar Amount of Services for Social Recreation Services by Language and Age

Examples: swimming, karate, basketball, boxing, surfing, gymnastics, dance and more

All ages

	Individuals Count	Total Expenditures	Total Authorized Services	Per Capita Expenditures	Per Capita Authorized Services	Utilized
Chinese	*	*	*	*	*	50.8%
English	1,089	\$ 3,635,429	\$ 7,741,874	\$ 3,338	\$ 7,109	47.0%
Spanish	140	\$ 510,471	\$ 1,009,045	\$ 3,646	\$ 7,207	50.6%
Vietnamese	*	*	*	*	*	4.8%
All Other Languages	*	*	*	*	*	69.8%
Total	1,239	\$ 4,174,812	\$ 8,795,194	\$ 3,370	\$ 7,099	47.5%

For age 3 years to 21 years, inclusive

	Individuals Count	Total Expenditures	Total Authorized Services	Per Capita Expenditures	Per Capita Authorized Services	Utilized
Chinese	*	*	*	*	*	50.8%
English	835	\$ 2,083,751	\$ 4,619,566	\$ 2,496	\$ 5,532	45.1%
Spanish	103	\$ 214,690	\$ 546,935	\$ 2,084	\$ 5,310	39.3%
Vietnamese	0	\$ 0	\$ 0	\$ 0	\$ 0	0.0%
All Other Languages	*	*	*	*	*	54.2%
Total	945	\$ 2,312,831	\$ 5,193,300	\$ 2,447	\$ 5,496	44.5%

* In accordance with DDS Data De-Identification Guidelines, counts of one through ten have been suppressed.

** In accordance with DDS Data De-Identification Guidelines, complementary cells have been suppressed.

Dollar Amount of Services for Camping Services by Language and Age

Examples: day camps and overnight camps

All ages

	Individuals Count	Total Expenditures	Total Authorized Services	Per Capita Expenditures	Per Capita Authorized Services	Utilized
Chinese	0	\$ 0	\$ 0	\$ 0	\$ 0	0.0%
English	303	\$ 819,715	\$ 1,981,046	\$ 2,705	\$ 6,538	41.4%
Spanish	**	**	**	**	**	31.9%
Vietnamese	0	\$ 0	\$ 0	\$ 0	\$ 0	0.0%
All Other Languages	*	*	*	*	*	50.1%
Total	324	\$ 878,363	\$ 2,139,365	\$ 2,711	\$ 6,603	41.1%

For age 3 years to 21 years, inclusive

	Individuals Count	Total Expenditures	Total Authorized Services	Per Capita Expenditures	Per Capita Authorized Services	Utilized
Chinese	0	\$ 0	\$ 0	\$ 0	\$ 0	0.0%
English	279	\$ 765,046	\$ 1,802,891	\$ 2,742	\$ 6,462	42.4%
Spanish	**	**	**	**	**	28.3%
Vietnamese	0	\$ 0	\$ 0	\$ 0	\$ 0	0.0%
All Other Languages	*	*	*	*	*	30.2%
Total	294	\$ 802,114	\$ 1,931,715	\$ 2,728	\$ 6,570	41.5%

* In accordance with DDS Data De-Identification Guidelines, counts of one through ten have been suppressed.

** In accordance with DDS Data De-Identification Guidelines, complementary cells have been suppressed.

Dollar Amount of Services for Educational Services by Language and Age

Examples: tutoring programs and college prep programs

All ages

	Individuals Count	Total Expenditures	Total Authorized Services	Per Capita Expenditures	Per Capita Authorized Services	Utilized
Chinese	*	*	*	*	*	25.0%
English	331	\$ 2,010,020	\$ 3,804,877	\$ 6,073	\$ 11,495	52.8%
Spanish	75	\$ 491,586	\$ 790,895	\$ 6,554	\$ 10,545	62.2%
Vietnamese	0	\$ 0	\$ 0	\$ 0	\$ 0	0.0%
All Other Languages	*	*	*	*	*	69.4%
Total	410	\$ 2,519,751	\$ 4,623,552	\$ 6,146	\$ 11,277	54.5%

For age 3 years to 21 years, inclusive

	Individuals Count	Total Expenditures	Total Authorized Services	Per Capita Expenditures	Per Capita Authorized Services	Utilized
Chinese	*	*	*	*	*	25.0%
English	331	\$ 2,010,020	\$ 3,804,877	\$ 6,073	\$ 11,495	52.8%
Spanish	75	\$ 491,586	\$ 790,895	\$ 6,554	\$ 10,545	62.2%
Vietnamese	0	\$ 0	\$ 0	\$ 0	\$ 0	0.0%
All Other Languages	*	*	*	*	*	69.4%
Total	410	\$ 2,519,751	\$ 4,623,552	\$ 6,146	\$ 11,277	54.5%

* In accordance with DDS Data De-Identification Guidelines, counts of one through ten have been suppressed.

** In accordance with DDS Data De-Identification Guidelines, complementary cells have been suppressed.

Dollar Amount of Services for Non-Medical Services by Language and Age

Examples: equine therapies and therapies such as music, art and dance

All ages

	Individuals Count	Total Expenditures	Total Authorized Services	Per Capita Expenditures	Per Capita Authorized Services	Utilized
Chinese	0	\$ 0	\$ 0	\$ 0	\$ 0	0.0%
English	**	**	**	**	**	54.9%
Spanish	*	*	*	*	*	59.9%
Vietnamese	0	\$ 0	\$ 0	\$ 0	\$ 0	0.0%
All Other Languages	0	\$ 0	\$ 0	\$ 0	\$ 0	0.0%
Total	67	\$ 153,258	\$ 278,151	\$ 2,287	\$ 4,152	55.1%

For age 3 years to 21 years, inclusive

	Individuals Count	Total Expenditures	Total Authorized Services	Per Capita Expenditures	Per Capita Authorized Services	Utilized
Chinese	0	\$ 0	\$ 0	\$ 0	\$ 0	0.0%
English	**	**	**	**	**	55.4%
Spanish	*	*	*	*	*	58.0%
Vietnamese	0	\$ 0	\$ 0	\$ 0	\$ 0	0.0%
All Other Languages	0	\$ 0	\$ 0	\$ 0	\$ 0	0.0%
Total	56	\$ 125,068	\$ 225,533	\$ 2,233	\$ 4,027	55.5%

* In accordance with DDS Data De-Identification Guidelines, counts of one through ten have been suppressed.

** In accordance with DDS Data De-Identification Guidelines, complementary cells have been suppressed.

Dollar Amount of Services for Other Social Recreation Services by Language and Age

All ages

	Individuals Count	Total Expenditures	Total Authorized Services	Per Capita Expenditures	Per Capita Authorized Services	Utilized
Chinese	0	\$ 0	\$ 0	\$ 0	\$ 0	0.0%
English	169	\$ 89,002	\$ 225,449	\$ 527	\$ 1,334	39.5%
Spanish	21	\$ 4,159	\$ 19,519	\$ 198	\$ 929	21.3%
Vietnamese	0	\$ 0	\$ 0	\$ 0	\$ 0	0.0%
All Other Languages	0	\$ 0	\$ 0	\$ 0	\$ 0	0.0%
Total	190	\$ 93,161	\$ 244,968	\$ 490	\$ 1,289	38.0%

For age 3 years to 21 years, inclusive

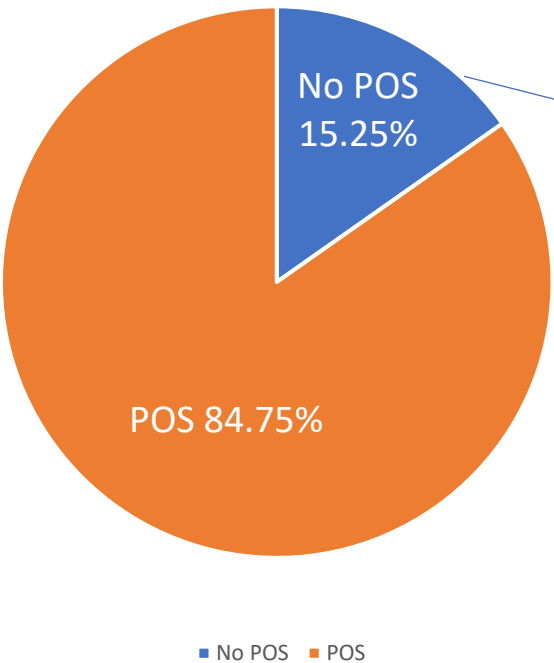
	Individuals Count	Total Expenditures	Total Authorized Services	Per Capita Expenditures	Per Capita Authorized Services	Utilized
Chinese	0	\$ 0	\$ 0	\$ 0	\$ 0	0.0%
English	**	**	**	**	**	36.2%
Spanish	**	**	**	**	**	17.8%
Vietnamese	0	\$ 0	\$ 0	\$ 0	\$ 0	0.0%
All Other Languages	0	\$ 0	\$ 0	\$ 0	\$ 0	0.0%
Total	162	\$ 69,115	\$ 197,297	\$ 427	\$ 1,218	35.0%

* In accordance with DDS Data De-Identification Guidelines, counts of one through ten have been suppressed.

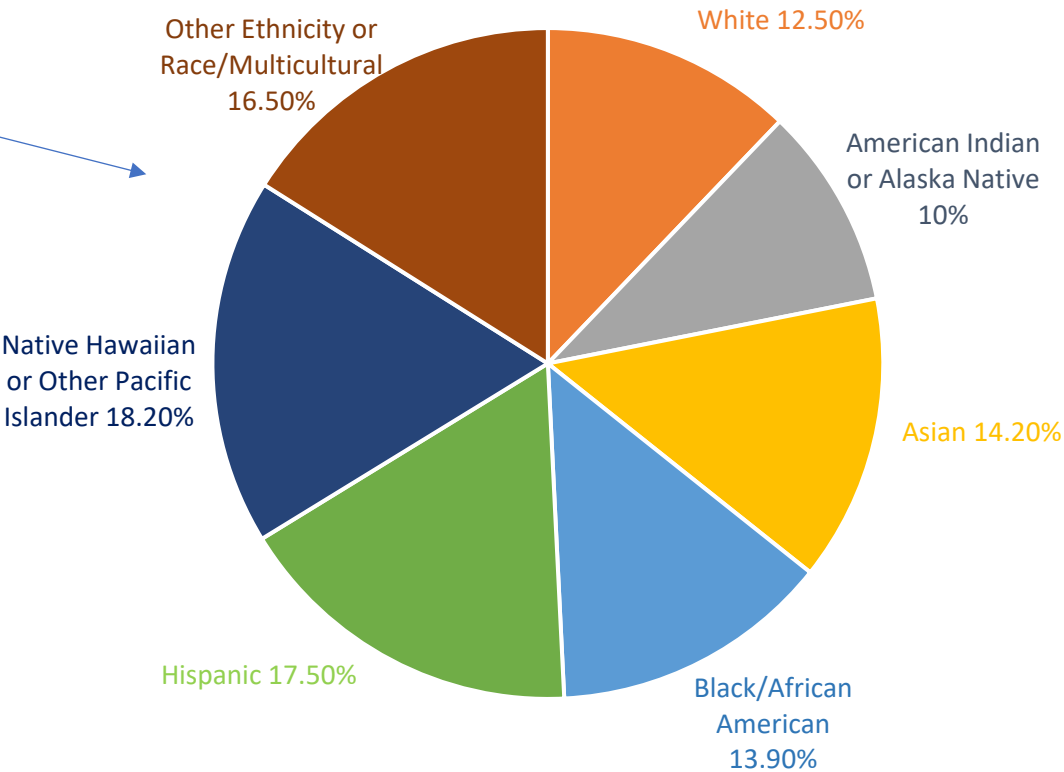
** In accordance with DDS Data De-Identification Guidelines, complementary cells have been suppressed.



People Supported by WRC with POS vs. Case Management Only (No POS)

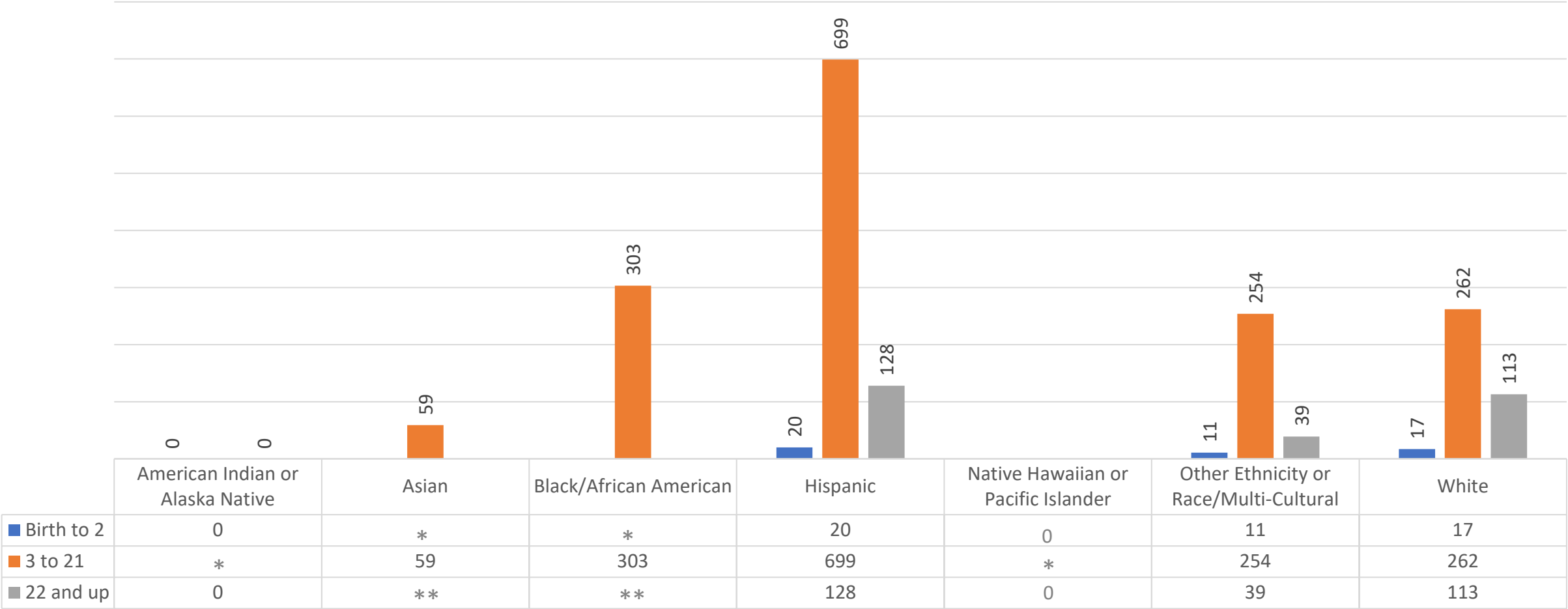


Percent without POS by Race/Ethnicity



Total Consumers: 13,388
POS: 11,347
No POS: 2,041

Case Management Services Only (No POS) by Age and Ethnicity



* In accordance with DDS Data De-Identification Guidelines, counts of one through ten have been suppressed.

** In accordance with DDS Data De-Identification Guidelines, complementary cells have been suppressed.



Efforts to Increase Community Engagement and Access

We will review information about:

New and ongoing initiatives to promote equity



Community Engagement

- Intake and Eligibility presentations:
 - Venice Family Clinic, Family Services of Santa Monica, Volunteers of America, UCLA Residents
- Participation in community outreach events:
 - Richstone Center, El Camino College, Centinela Valley Unified School District, Tri City SELPA
- Development of Community Connector Project in partnership with Westside Infant Family Network (WIN) funded through FY 24-25 Service Access and Equity Grant Program:
 - Grant award of \$450,000 for 24 months; development in progress
 - Focus on Latinex and African-American children ages birth to 5 with low to no POS funding in Westside's catchment area
 - Goal to expand understanding about regional center services and increase service use through one-to-one support from WIN's Community Health Workers
- Listening sessions through "Community Conversations" held on a quarterly basis (upcoming meeting scheduled for Wednesday 6/25/25 from 5:30 – 7:00).



Community Education

- Informational Sessions (total of 12) regarding following services: social and recreational, respite, personal assistance, Health & Safety Waivers, ABA, adaptive skills, Coordinated Family Supports and regional center's appeals processes
- Related vendor Resource Fairs (total of 8) consistent with Informational Session topics to assist families in in-person meeting with regional center vendors; presented services included social and recreational (2), respite, personal assistance, and Health and Safety (2), ABA (2), adaptive skills (1), Coordinated Family Supports (1).
- Bilingual interpreters were available enabling families to interview several regional center vendors at the same time.
- Based on Information Session, development of videos and modules to enhance understanding of regional center services and to improve engagement; development in progress



Cross Cultural Communication

- Implicit bias training: to raise awareness of pre-judgments that impact client-centered care, quality of interpersonal communication, and the ability to build trust
 - Training for staff and intake vendors provided from January to April 30, 2024
- Cultural humility training: to raise awareness about language dynamics that create communication barriers and provide strategies to modify language and communication approaches to improve engagement
 - Training for staff and Board members provided May 2024 through December 3, 2024



Language Access Efforts

- Translation
 - 126 IPP documents:
 - Requests completed within 45 days: 62
 - Requests over 45 days: 56
 - Requests completed within 60 days: 2
 - Requests over 60 days: 6
 - 275 other documents (e.g., IFSPs, progress reports, and materials for public presentations)
 - 417 website materials translated to Spanish and Farsi
- Interpretation arranged for 63 public and private meetings
- WRC staff participated in ASL classes
- Equipment like the PockeTalker and hearing loops were purchased to improve communication with our Deaf+ and Hard of Hearing individuals and families; equipment available at reception to use as needed



Efforts to Enhance Service Access – Enhanced Case Management Services (ECM)

- Provides intense case management for individuals and their families with low to no POS expenditures (under \$2,000)
- Individuals receive maximum hands-on support to secure generic and regional center services
- ECM supported:
 - 108 individuals; 68% Latinx, 23% African American, and 9% including individuals identifying as Chinese, Filipino, Japanese, Persian, multi-cultural, and White
 - Languages of individuals: 57% English, 42% Spanish, and 1% Farsi
 - Services received: respite, personal assistance hours, social recreational (restored) services including tutoring, psychological re-evaluations, dental services, social skills services, Coordinated Family Supports services, immigration consultations, and interpretation/translation services

Parent Navigators in Pediatric Clinics to Support Service Access

By: Program Director Christine Bottrell Mirzaian, MD, MPH
Director, Clinical and Community Services, USC UCEDD
Assistant Professor of Clinical Pediatrics, Keck School of Medicine of USC

Purpose

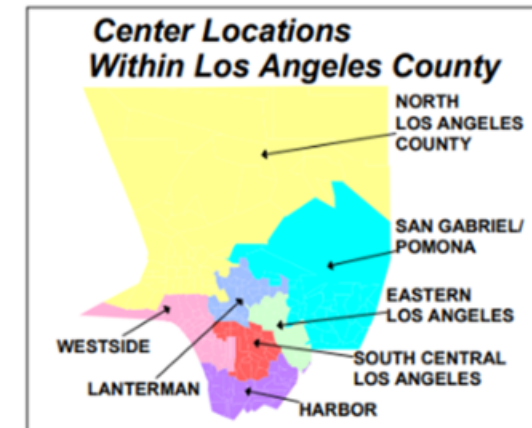
- The Parent Navigator program received funding from the DDS Service Access Equity grant program in 2017 and the program started in July 2018.
- The Parent Navigator program was created to work one-on-one with families to connect them to Regional Center services including Early Start and Lanterman Act services for children with developmental disabilities. The program also helps families obtain generic services.

Data Overview

- Parent Navigators serve about 1,200 families a year.
- Parent Navigators help submit about 350 Early Start referrals and about 150 Lanterman Act service referrals a year.
- Parent Navigators provide Regional Center service navigation to about 800 individuals a year.
- Parent Navigators provide generic service navigation to about 400 individuals a year.
- For our current grant cycle, we have worked with 37 families from Westside Regional Center so far.

Who We Serve

- We receive referrals from AltaMed General Pediatrics clinic at CHLA.
 - 85% of the population we serve are of Hispanic/Latino ethnicity and 50% are Spanish speaking.
 - Majority are low-income
- Serve families from all 7 L.A. County Regional Centers.
- We've extended our project to include community clinics such as Watts Healthcare which has additional families from Westside Regional Center.



Parent Navigators in Pediatric Clinics to Support Service Access

4 Full-Time Parent Navigators (PNs)

- PNs are parents or family members of a child with a developmental disability.
- They have extensive experience in system navigation, community-based resources, and advocacy for families.
- They are from the community in which we serve.
- They have been trained by the USC University Center for Excellence in Developmental Disabilities (UCEDD) faculty.



How Parent Navigators Help Families

- Explain to the family what the Regional Center is
- Encourage families: “I have been there.”
- Helping parents understand the behaviors of Autism.
- Help families with the intake process, filling out forms.
- Identify needed information from providers.
- Follow-up with and continue to support families.
- Trouble shoot issues – reach out to service coordinators.
- Lead families through the appeal process when needed.
- Provide workshops for parents.
- Are available and easily accessible in clinic.
- Advocate, advocate, advocate!

Community Feedback



WESTSIDE
REGIONAL CENTER

Reunión pública sobre la Compra de Servicios (POS)

*Presentación presencial en inglés: 20 de marzo de 2025, de
11:00 a. m. a 1:00 p. m.*

*Presentación vía virtual en español: 25 de marzo de 2025, de
5:00 p. m. a 7:00 p. m.*

Conozca al equipo



Andy Ponce, Director Ejecutivo Adjunto



Suzy Requarth, Directora de Servicios al Cliente



Ricardo Pacheco, Director de Servicios Comunitarios



Rosalinda Mata, Especialista en Equidad y Diversidad Cultural



AGENDA

- ☐ *Información acerca de las personas que apoyamos*
- ☐ *Informes anuales sobre el servicio del AF 23-24*
- ☐ *Esfuerzos para incrementar la equidad*
- ☐ *Opiniones de la comunidad*





Información acerca de las personas que apoyamos

Revisaremos la información sobre:

Diagnóstico, edad, raza y etnia, idioma principal y tipo de residencia.

Personas con el apoyo del WRC (Año Fiscal 23-24)

Total		13,388
Edad	Nacimiento a los 2 años: 3 a 21 años: 22 años a más:	2,647 6,425 4,316
Raza y etnia	Indio americano o nativo de Alaska: Asiático: Negro/afroamericano: Hispano: Nativo de Hawái o de otras islas del Pacífico Otra etnia, raza o multicultural: Blanco:	* 593 2,948 4,833 ** 1,845 3,148

*De acuerdo con los lineamientos de desidentificación del Departamento de Servicios del Desarrollo (DDS, por sus siglas en inglés), se han suprimido los recuentos del uno al diez.

** De acuerdo con los lineamientos de desidentificación del DDS, se han suprimido las cédulas complementarias.

Personas con el apoyo del WRC (Año Fiscal 23-24)

Diagnóstico	Autismo: 5,536 Discapacidad Intelectual: 5,983 Parálisis Cerebral: 789 Epilepsia: 868 Categoría 5: 1,321 Otro: 3,138
Idioma	Inglés: 11,151 Español: 2,059 Otro: 147
Tipo de residencia	Domicilio del progenitor o custodio: 11,797 Servicios de vida con apoyo: 535 Habilidades para la vida independiente: 447 Instalación de atención comunitaria: 415 Instalación de cuidados intermedios: 85 Instalación de enfermería especializada: 29 Otro: 53 Agencia de Hogar Familiar/Hogar de Enseñanza Familiar (FHA): * Instalación operada por el Estado: *

*De acuerdo con los lineamientos de desidentificación del DDS, se han suprimido los recuentos del uno al diez.

** De acuerdo con los lineamientos de desidentificación del DDS, se han suprimido las cédulas complementarias.



Informes anuales de servicio

Revisaremos la información sobre:

El monto en dólares utilizado en servicios por persona, edad, raza o etnia y tipo de residencia. Además, solo se revisarán los datos de administración de casos (sin POS).

Definiciones de términos empleados por los centros regionales

Compra de servicio (POS): Es el costo de los servicios pagados por el Centro Regional de Westside (WRC, por sus siglas en inglés) que reciben las personas atendidas.

Gastos per cápita: Es la cantidad en dólares que se gasta en servicios por persona.

Servicios autorizados per cápita: Es la cantidad de dólares establecida para pagar los servicios por persona.

Año fiscal (AF): Es el periodo de un año elegido para emitir su información financiera (julio a junio).

Utilización: Es el porcentaje de servicios autorizados, facturados y pagados.

Monto en dólares por servicios, persona, todas las edades y etnia

Centro Regional de Westside

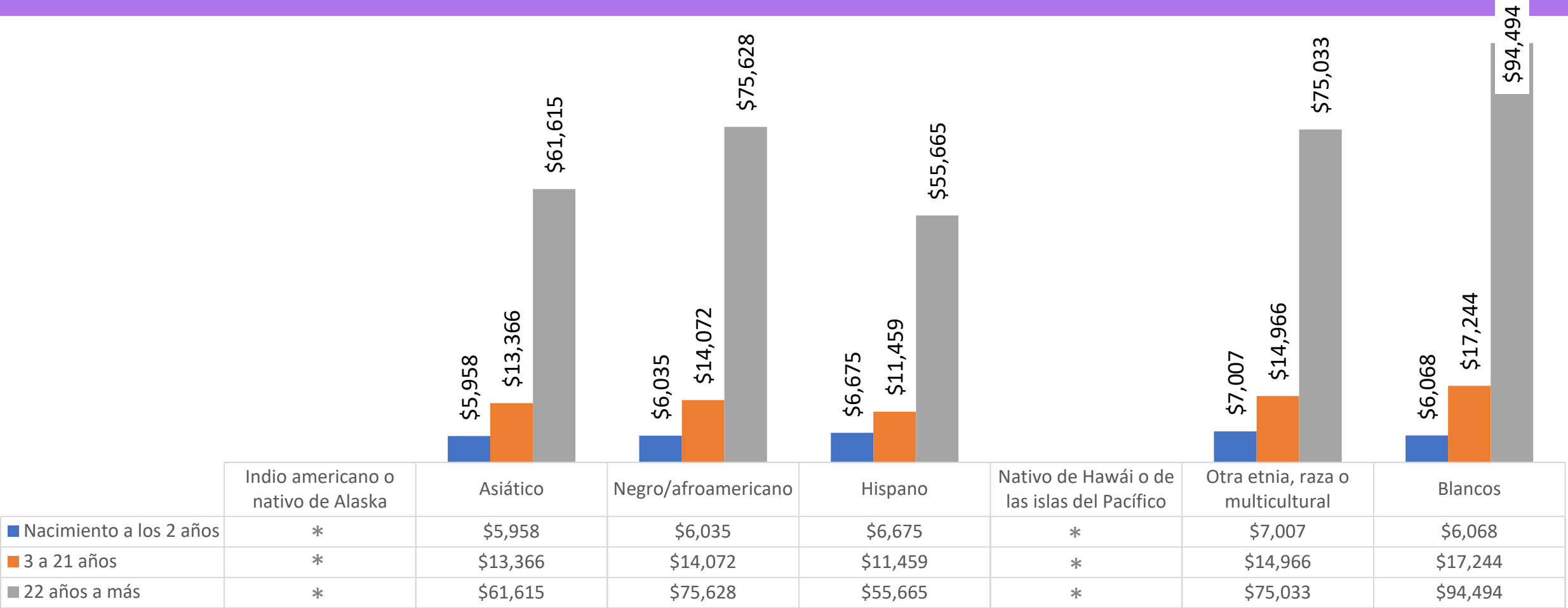
Todas las edades

	Recuento de consumidores	Gastos per cápita	Servicios autorizados per cápita	Porcentaje utilizado
Indio americano o nativo de Alaska	*	*	*	56.0 %
Asiático	593	\$29,691	\$44,780	66.3 %
Negro/afroamericano	2,948	\$38,677	\$63,866	60.6 %
Hispano	4,833	\$22,340	\$37,362	59.8 %
Nativo de Hawái o de otras islas del Pacífico	**	**	**	52.9 %
Otra etnia, raza o multicultural	1,845	\$24,933	\$42,429	58.8 %
Blanco	3,148	\$44,113	\$72,497	60.8 %
Total	13,388	\$31,758	\$52,523	60.5 %

*De acuerdo con los lineamientos de desidentificación del DDS, se han suprimido los recuentos del uno al diez.

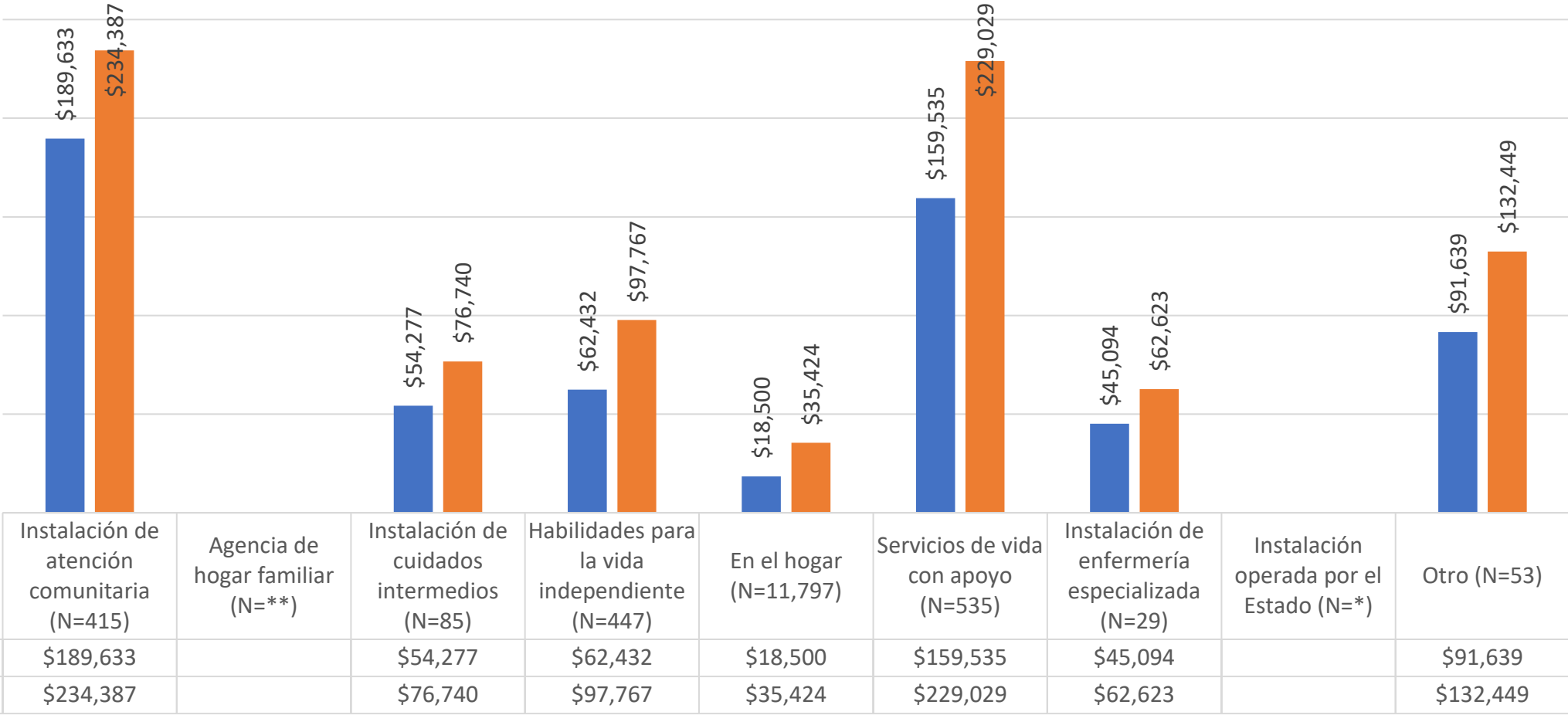
** De acuerdo con los lineamientos de desidentificación del DDS, se han suprimido las cédulas complementarias.

Monto en dólares gastado por persona, edad y etnia



*De acuerdo con los lineamientos de desidentificación del DDS, se han suprimido los recuentos del uno al diez.

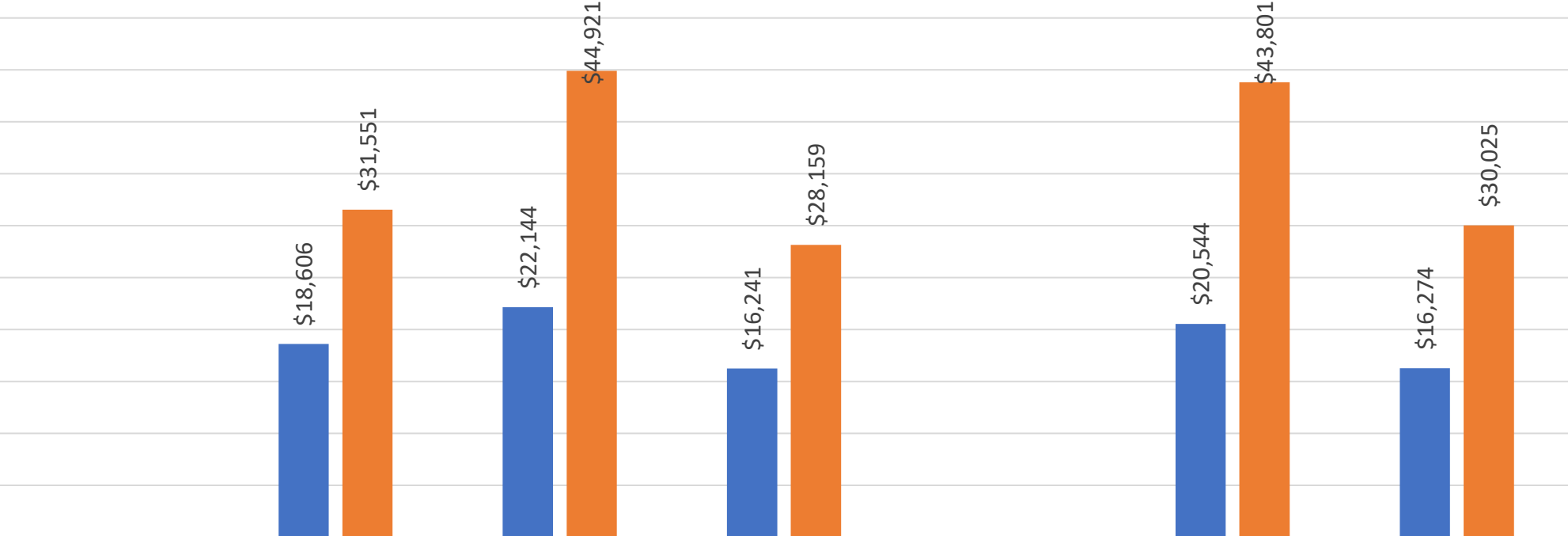
Monto en dólares por servicios, persona y tipo de residencia



*De acuerdo con los lineamientos de desidentificación del DDS, se han suprimido los recuentos del uno al diez.
** De acuerdo con los lineamientos de desidentificación del DDS, se han suprimido las cédulas complementarias.

Total de consumidores: 13,388

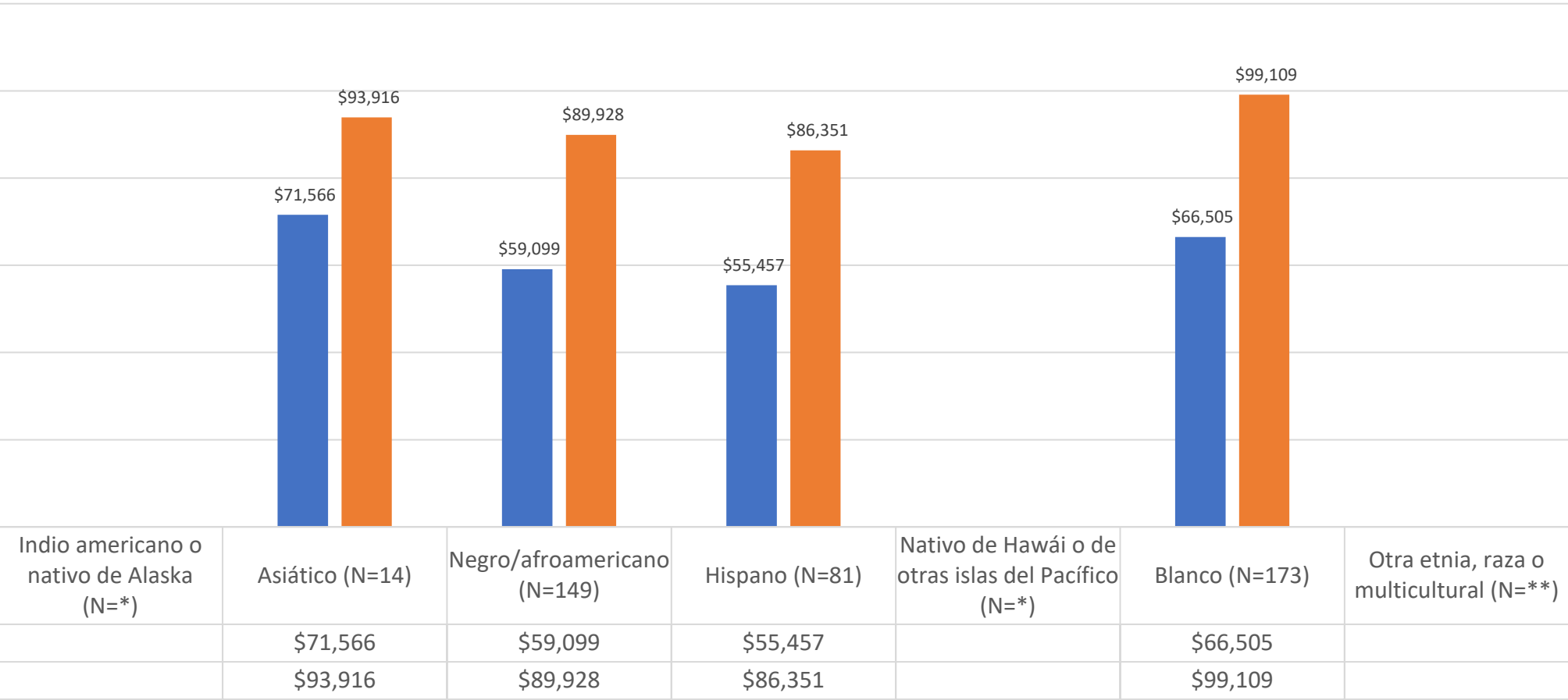
Monto en dólares por servicios, persona, etnia y tipo de residencia: En el hogar



	Indio americano o nativo de Alaska (N=*)	Asiático (N=526)	Negro/afroamericano (N=2,446)	Hispano (N=4,568)	Nativo de Hawái o de otras islas del Pacífico (N=*)	Blanco (N=2,512)	Otra etnia, raza o multicultural
Gastos per cápita		\$18,606	\$22,144	\$16,241		\$20,544	\$16,274
Servicios autorizados per cápita		\$31,551	\$44,921	\$28,159		\$43,801	\$30,025

*De acuerdo con los lineamientos de desidentificación del DDS, se han suprimido los recuentos del uno al diez.

Monto en dólares por servicios, persona, etnia y tipo de residencia: Servicios de Vida Independiente (ILS)

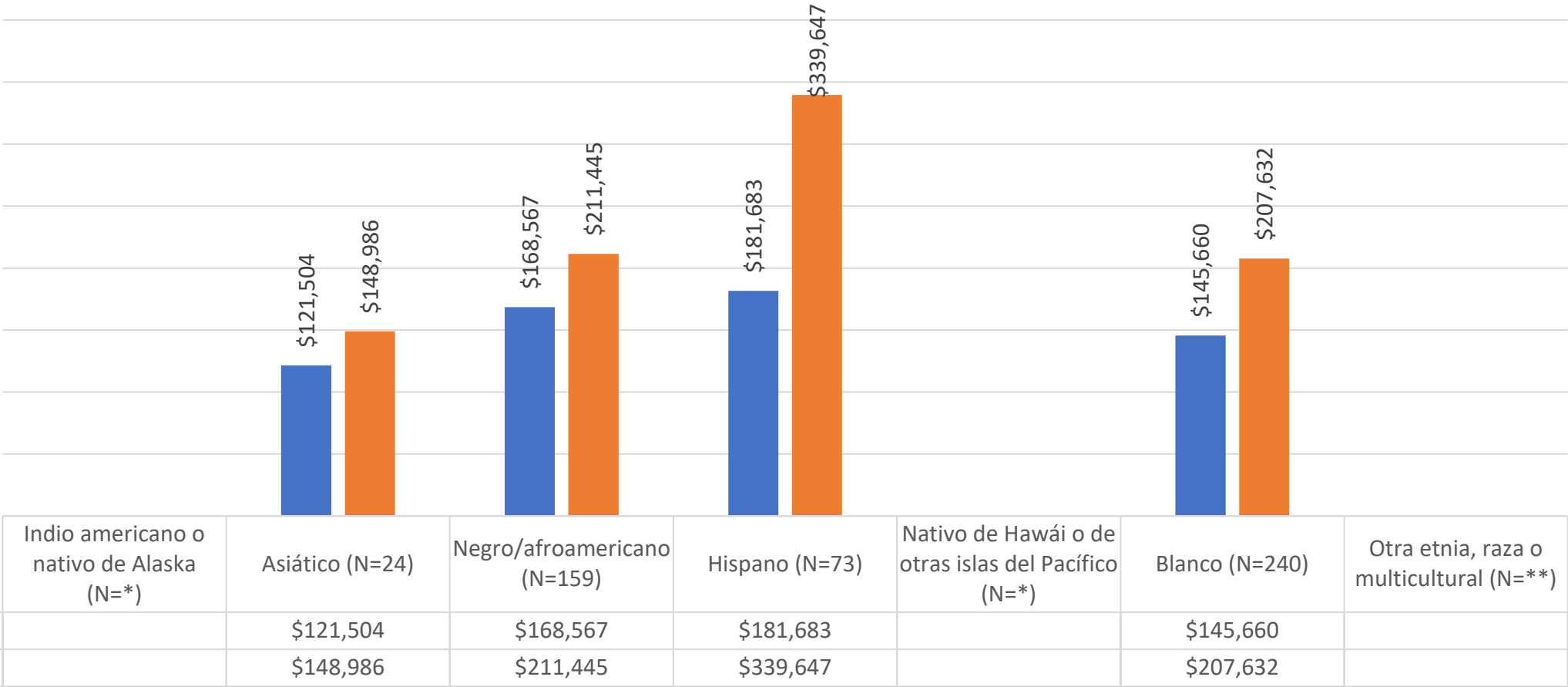


■ Gastos per cápita
■ Servicios autorizados per cápita

*De acuerdo con los lineamientos de desidentificación del DDS, se han suprimido los recuentos del uno al diez.
** De acuerdo con los lineamientos de desidentificación del DDS, se han suprimido las cédulas complementarias.

Total de consumidores: 447

Monto en dólares por servicios, persona, etnia y tipo de residencia: Servicios de vida con apoyo (SLS)



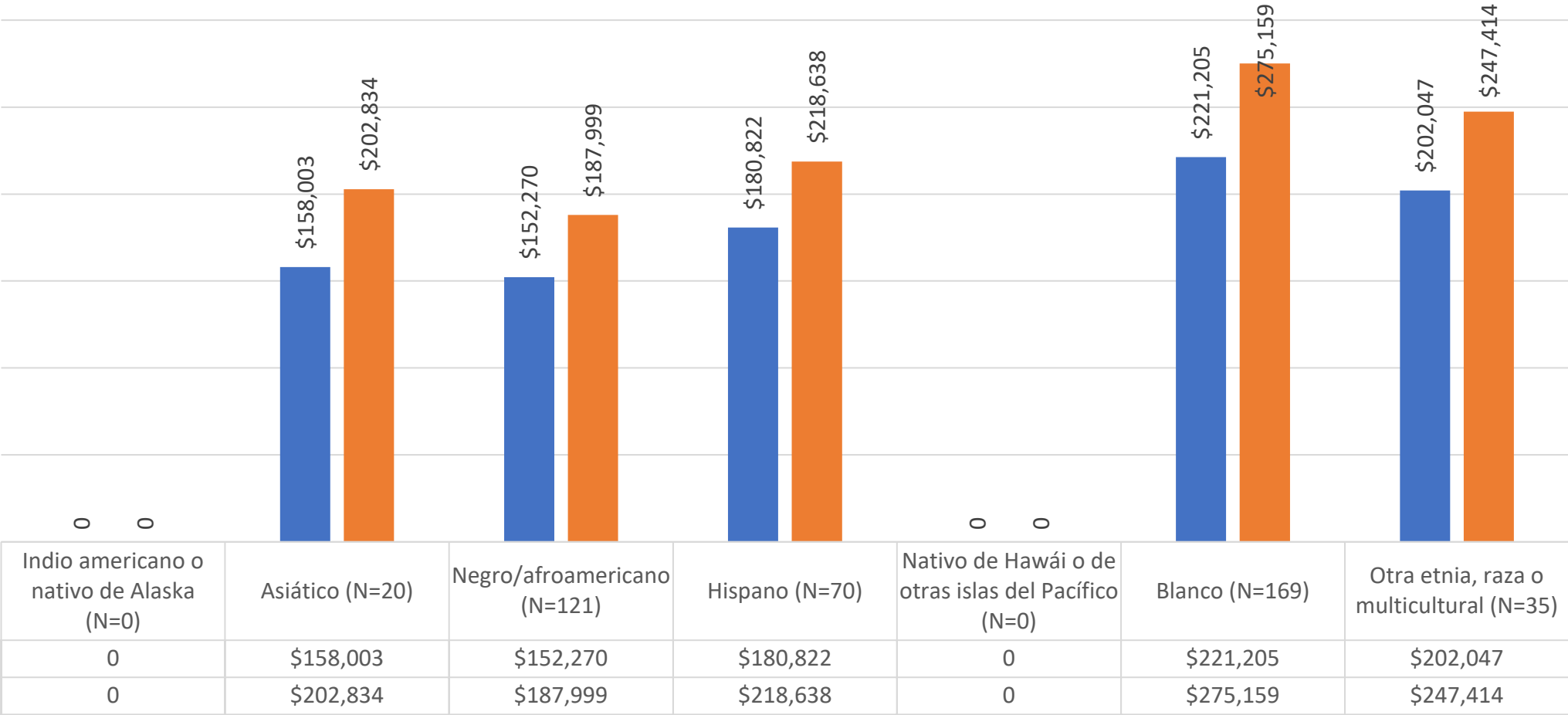
*De acuerdo con los lineamientos de desidentificación del DDS, se han suprimido los recuentos del uno al diez.

** De acuerdo con los lineamientos de desidentificación del DDS, se han suprimido las cédulas complementarias.

Total de consumidores: 535



Monto en dólares por servicios, persona, etnia y tipo de residencia: Instalación de atención comunitaria



Total de consumidores: 415

Monto en dólares por etnia, servicios sociales recreativos y todas las edades

P. ej.: natación, karate, baloncesto, boxeo, surf, gimnasia, danza y más.

Todas las edades

	Recuento de personas	Total de gastos	Total de servicios autorizados	Gastos per cápita	Servicios autorizados per cápita	Utilizado
Indio americano o nativo de Alaska	0	\$ 0	\$ 0	\$ 0	\$ 0	0.0 %
Asiático	63	\$ 236,446	\$ 453,435	\$ 3,753	\$ 7,197	52.1 %
Negro/afroamericano	254	\$ 844,896	\$ 1,783,845	\$ 3,326	\$ 7,023	47.4 %
Hispano	378	\$ 1,046,657	\$ 2,290,682	\$ 2,769	\$ 6,060	45.7 %
Nativo de Hawái o de otras islas del Pacífico	0	\$ 0	\$ 0	\$ 0	0	0.0 %
Blanco	341	\$ 1,426,527	\$ 3,015,745	\$ 4,183	\$ 8,844	47.3 %
Otra raza, etnia o multicultural	203	\$ 620,286	\$ 1,251,487	\$ 3,056	\$ 6,165	49.6 %
Total	1,239	\$ 4,174,812	\$ 8,795,194	\$ 3,370	\$ 7,099	47.5 %

Monto en dólares por etnia, servicios sociales recreativos y edad

Desde el nacimiento hasta los 2 años

	Recuento de personas	Gasto total	Total de servicios autorizados	Gastos per cápita	Servicios autorizados per cápita	Utilizado
Indio americano o nativo de Alaska	0	\$ 0	\$ 0	\$ 0	\$ 0	0.0 %
Asiático	*	*	*	*	*	34.7 %
Negro/afroamericano	*	*	*	*	*	22.2 %
Hispano	*	*	*	*	*	32.9 %
Nativo de Hawái o de otras islas del Pacífico	0	\$ 0	\$ 0	\$ 0	\$ 0	0.0 %
Blanco	*	*	*	*	*	70.2 %
Otra etnia, raza o multicultural	*	*	*	*	*	93.8 %
Total	*	*	*	*	*	49.5 %

Desde los 3 hasta los 21 años

	Recuento de personas	Gasto total	Total de servicios autorizados	Gastos per cápita	Servicios autorizados per cápita	Utilizado
Indio americano o nativo de Alaska	0	\$ 0	\$ 0	\$ 0	\$ 0	0.0 %
Asiático	45	\$ 138,584	\$ 267,824	\$ 3,080	\$ 5,952	51.7 %
Negro/afroamericano	178	\$ 374,359	\$ 924,942	\$ 2,103	\$ 5,196	40.5 %
Hispano	319	\$ 683,528	\$ 1,699,832	\$ 2,143	\$ 5,329	40.2 %
Nativo de Hawái o de otras islas del Pacífico	0	\$ 0	\$ 0	\$ 0	\$ 0	0.0 %
Blanco	221	\$ 634,652	\$ 1,307,523	\$ 2,872	\$ 5,916	48.5 %
Otra etnia, raza o multicultural	182	\$ 481,708	\$ 993,179	\$ 2,647	\$ 5,457	48.5 %
Total	945	\$ 2,312,831	\$ 5,193,300	\$ 2,447	\$ 5,496	44.5 %

Desde los 22 años a más

	Recuento de personas	Gasto total	Total de servicios autorizados	Gastos per cápita	Servicios autorizados per cápita	Utilizado
Indio americano o nativo de Alaska	0	\$ 0	\$ 0	\$ 0	\$ 0	0.0 %
Asiático	**	**	**	**	**	52.9 %
Negro/afroamericano	**	**	**	**	**	54.9 %
Hispano	**	**	**	**	**	61.6 %
Nativo de Hawái o de otras islas del Pacífico	0	\$ 0	\$ 0	\$ 0	\$ 0	0.0 %
Blanco	**	**	**	**	**	46.3 %
Otra etnia, raza o multicultural	**	**	**	**	**	53.6 %
Total	**	**	**	**	**	51.7 %

*De acuerdo con los lineamientos de desidentificación del DDS, se han suprimido los recuentos del uno al diez.

** De acuerdo con los lineamientos de desidentificación del DDS, se han suprimido las cédulas complementarias.

Monto en dólares por etnia, servicios de campamento y edad

P. ej.: campamentos de día y campamentos nocturnos

Todas las edades

	Recuento de personas	Gasto total	Total de servicios autorizados	Gastos per cápita	Servicios autorizados per cápita	Utilizado
Indio americano o nativo de Alaska	0	\$ 0	\$ 0	\$ 0	\$ 0	0.0 %
Asiático	27	\$ 64,136	\$ 203,933	\$ 2,375	\$ 7,553	31.4 %
Negro/afroamericano	72	\$ 189,288	\$ 472,764	\$ 2,629	\$ 6,566	40.0 %
Hispano	62	\$ 160,028	\$ 355,121	\$ 2,581	\$ 5,728	45.1 %
Nativo de Hawái o de otras islas del Pacífico	0	\$ 0	\$ 0	\$ 0	\$ 0	0.0 %
Blanco	91	\$ 292,804	\$ 650,374	\$ 3,218	\$ 7,147	45.0 %
Otra etnia, raza o multicultural	72	\$ 172,108	\$ 457,171	\$ 2,390	\$ 6,350	37.6 %
Total	324	\$ 878,363	\$ 2,139,365	\$ 2,711	\$ 6,603	41.1 %

Desde los 3 hasta los 21 años, inclusivo

	Recuento de personas	Gasto total	Total de servicios autorizados	Gastos per cápita	Servicios autorizados per cápita	Utilizado
Indio americano o nativo de Alaska	0	\$ 0	\$ 0	\$ 0	\$ 0	0.0 %
Asiático	**	**	**	**	**	40.4 %
Negro/afroamericano	**	**	**	**	**	40.0 %
Hispano	56	\$ 148,804	\$ 334,591	\$ 2,657	\$ 5,975	44.5 %
Nativo de Hawái o de otras islas del Pacífico	0	\$ 0	\$ 0	\$ 0	\$ 0	0.0 %
Blanco	**	**	**	**	**	45.8 %
Otra etnia, raza o multicultural	63	\$ 145,146	\$ 417,530	\$ 2,304	\$ 6,627	34.8 %
Total	294	\$ 802,114	\$ 1,931,715	\$ 2,728	\$ 6,570	41.5 %

*De acuerdo con los lineamientos de desidentificación del DDS, se han suprimido los recuentos del uno al diez.

** De acuerdo con los lineamientos de desidentificación del DDS, se han suprimido las cédulas complementarias.

Monto en dólares por etnia, los servicios educativos y edad

P. ej.: programas de tutoría y programas de preparación universitaria.

Todas las edades

	Recuento de personas	Gasto total	Total de servicios autorizados	Gastos per cápita	Servicios autorizados per cápita	Utilizado
Indio americano o nativo de Alaska	0	\$ 0	\$ 0	\$ 0	\$ 0	0.0 %
Asiático	30	\$ 265,779	\$ 385,285	\$ 8,859	\$ 12,843	69.0 %
Negro/afroamericano	79	\$ 475,267	\$ 940,560	\$ 6,016	\$ 11,960	50.5 %
Hispano	155	\$ 936,630	\$ 1,736,795	\$ 6,043	\$ 11,205	53.9 %
Nativo de Hawái o de otras islas del Pacífico	0	\$ 0	\$ 0	\$ 0	\$ 0	0.0 %
Blanco	77	\$ 426,724	\$ 910,179	\$ 5,542	\$ 11,821	46.9 %
Otra etnia, raza o multicultural	69	\$ 415,350	\$ 650,733	\$ 6,020	\$ 9,431	63.8 %
Total	410	\$ 2,519,751	\$ 4,623,552	\$ 6,146	\$ 11,277	54.5 %

Desde los 3 hasta los 21 años

	Recuento de personas	Gasto total	Total de servicios autorizados	Gastos per cápita	Servicios autorizados per cápita	Utilizado
Indio americano o nativo de Alaska	0	\$ 0	\$ 0	\$ 0	\$ 0	0.0 %
Asiático	30	\$ 265,779	\$ 385,285	\$ 8,859	\$ 12,843	69.0 %
Negro/afroamericano	79	\$ 475,267	\$ 940,560	\$ 6,016	\$ 11,906	50.5 %
Hispano	155	\$ 936,630	\$ 1,736,795	\$ 6,043	\$ 11,205	53.9 %
Nativo de Hawái o de otras islas del Pacífico	0	\$ 0	\$ 0	\$ 0	\$ 0	0.0 %
Blanco	77	\$ 426,724	\$ 910,179	\$ 5,542	\$ 11,821	46.9 %
Otra etnia, raza o multicultural	69	\$ 415,350	\$ 650,733	\$ 6,020	\$ 9,431	63.8 %
Total	410	\$ 2,519,751	\$ 4,623,552	\$ 6,146	\$ 11,277	54.5 %

Monto en dólares por etnia, servicios no médicos y edad

P. ej.: equinoterapia y musicoterapia, además de terapias con arte y danza

Todas las edades

	Recuento de personas	Gasto total	Total de servicios autorizados	Gastos per cápita	Servicios autorizados per cápita	Utilizado
Indio americano o nativo de Alaska	0	\$ 0	\$ 0	\$ 0	\$ 0	0.0 %
Asiático	*	*	*	*	*	63.8 %
Negro/afroamericano	*	*	*	*	*	49.4 %
Hispano	16	\$ 24,805	\$ 46,422	\$ 1,550	\$ 2,901	53.4 %
Nativo de Hawái o de otras islas del Pacífico	0	\$ 0	\$ 0	\$ 0	\$ 0	0.0 %
Blanco	18	\$ 47,105	\$ 92,615	\$ 2,617	\$ 5,145	50.9 %
Otra etnia, raza o multicultural	15	\$ 34,085	\$ 55,450	\$ 2,272	\$ 3,697	61.5 %
Total	67	\$ 153,258	\$ 278,151	\$ 2,287	\$ 4,152	55.1 %

Desde los 3 hasta los 21 años

	Recuento de personas	Gasto total	Total de servicios autorizados	Gastos per cápita	Servicios autorizados per cápita	Utilizado
Indio americano o nativo de Alaska	0	\$ 0	\$ 0	\$ 0	\$ 0	0.0 %
Asiático	*	*	*	*	*	62.6 %
Negro/afroamericano	*	*	*	*	*	53.4 %
Hispano	**	**	**	**	**	54.4 %
Nativo de Hawái o de otras islas del Pacífico	0	\$ 0	\$ 0	\$ 0	\$ 0	0.0 %
Blanco	14	\$ 41,002	\$ 80,815	\$ 2,929	\$ 5,772	50.7 %
Otra etnia, raza o multicultural	15	\$ 34,085	\$ 55,450	\$ 2,272	\$ 3,697	61.5 %
Total	56	\$ 125,068	\$ 225,533	\$ 2,233	\$ 4,027	55.5 %

** De acuerdo con los lineamientos de desidentificación del DDS, se han suprimido las cédulas complementarias.

Monto en dólares por etnias, otros servicios sociales recreativos y edad

Todas las edades

	Recuento de personas	Gasto total	<u>Total</u> de servicios autorizados	Gastos per cápita	Servicios autorizados per cápita	Utilizado
Indio americano o nativo de Alaska	0	\$ 0	\$ 0	\$ 0	\$ 0	0.0 %
Asiático	*	*	*	*	*	29.1 %
Negro/afroamericano	**	**	**	**	**	47.9 %
Hispano	67	\$ 12,892	\$ 45,557	192	\$ 680	28.3 %
Nativo de Hawái o de otras islas del Pacífico	0	\$ 0	\$ 0	\$ 0	\$ 0	0.0 %
Blanco	50	\$ 35,749	\$ 82,614	\$ 715	\$ 1,652	43.3 %
Otra etnia, raza o multicultural	42	\$ 26,799	\$ 70,379	\$ 638	\$ 1,676	38.1 %
Total	190	\$ 93,161	\$ 244,968	\$ 490	\$ 1,289	38.0 %

Desde los 3 hasta los 21 años

	Recuento de personas	Gasto total	<u>Total</u> de servicios autorizados	Gastos per cápita	Servicios autorizados per cápita	Utilizado
Indio americano o nativo de Alaska	0	\$ 0	\$ 0	\$ 0	\$ 0	0.0 %
Asiático	*	*	*	*	*	29.8 %
Negro/afroamericano	**	**	**	**	**	25.4 %
Hispano	59	\$ 10,167	\$ 37,777	172	\$ 640	26.9 %
Nativo de Hawái o de otras islas del Pacífico	0	\$ 0	\$ 0	\$ 0	\$ 0	0.0 %
Blanco	41	\$ 26,624	\$ 62,949	\$ 649	\$ 1,535	42.3 %
Otra etnia, raza o multicultural	39	\$ 23,300	\$ 64,210	\$ 597	\$ 1,646	36.3 %
Total	162	\$ 69,115	\$ 197,297	\$ 427	\$ 1,218	35.0 %

*De acuerdo con los lineamientos de desidentificación del DDS, se han suprimido los recuentos del uno al diez.

** De acuerdo con los lineamientos de desidentificación del DDS, se han suprimido las cédulas complementarias.

Monto en dólares por servicios sociales recreativos, idioma y edad

P. ej.: natación, karate, baloncesto, boxeo, surf, gimnasia, danza, entre otros.

Todas las edades

	Recuento de personas	Gasto total	Total de servicios autorizados	Gastos per cápita	Servicios autorizados per cápita	Utilizado
Chino	*	*	*	*	*	50.8 %
Inglés	1,089	\$ 3,365,429	\$ 7,741,874	\$ 3,338	\$ 7,109	47.0 %
Español	140	\$ 510,471	\$ 1,009,045	\$ 3,646	\$ 7,207	50.6 %
Vietnamita	*	*	*	*	*	4.8 %
Otros idiomas	*	*	*	*	*	69.8 %
Total	1,239	\$ 4,174,812	\$ 8,795,194	\$ 3,370	\$ 7,099	47.5 %

Desde los 3 hasta los 21 años

	Recuento de personas	Gasto total	Total de servicios autorizados	Gastos per cápita	Servicios autorizados per cápita	Utilizado
Chino	*	*	*	*	*	50.8 %
Inglés	835	\$ 2,083,751	\$ 4,619,566	\$ 2,496	\$ 5,532	45.1 %
Español	103	\$ 214,690	\$ 546,935	\$ 2,084	\$ 5,310	39.3 %
Vietnamita	0	0	0	0	0	0.0 %
Otros idiomas	*	*	*	*	*	54.2 %
Total	945	\$ 2,312,831	\$ 5,193,300	\$ 2,447	\$ 5,496	44.5 %

*De acuerdo con los lineamientos de desidentificación del DDS, se han suprimido los recuentos del uno al diez.

** De acuerdo con los lineamientos de desidentificación del DDS, se han suprimido las cédulas complementarias.

Monto en dólares por servicios de campamento, idioma y edad

P. ej.: campamentos de día y campamentos nocturnos

Todas las edades

	Recuento de personas	Gasto total	Total de servicios autorizados	Gastos per cápita	Servicios autorizados per cápita	Utilizado
Chino	0	\$ 0	\$ 0	\$ 0	\$ 0	0.0 %
Inglés	303	\$ 819,715	\$ 1,981,046	\$ 2,705	\$ 6,538	41.4 %
Español	**	**	**	**	**	31.9 %
Vietnamita	0	0	0	0	0	0.0 %
Otros idiomas	*	*	*	*	*	50.1 %
Total	324	\$ 878,363	\$ 2,139,365	\$ 2,711	\$ 6,603	41.1 %

Desde los 3 hasta los 21 años

	Recuento de personas	Gasto total	Total de servicios autorizados	Gastos per cápita	Servicios autorizados per cápita	Utilizado
Chino	0	\$ 0	\$ 0	\$ 0	\$ 0	0.0 %
Inglés	279	\$ 765,046	\$ 1,802,891	\$ 2,742	\$ 6,462	42.4 %
Español	**	**	**	**	**	28.3%
Vietnamita	0	0	0	0	0	0.0 %
Otros idiomas	*	*	*	*	*	30.2 %
Total	294	\$ 802,114	\$ 1,931,715	\$ 2,728	\$ 6,570	41.5 %

*De acuerdo con los lineamientos de desidentificación del DDS, se han suprimido los recuentos del uno al diez.

** De acuerdo con los lineamientos de desidentificación del DDS, se han suprimido las cédulas complementarias.

Monto en dólares por servicios educativos, idioma y edad

P. ej.: programas de tutoría y programas de preparación universitaria.

Todas las edades

	Recuento de personas	Gasto total	Total de servicios autorizados	Gastos per cápita	Servicios autorizados per cápita	Utilizado
Chino	*	*	*	*	*	25.0 %
Inglés	331	\$ 2,010,020	\$ 3,804,877	\$ 6,073	\$ 11,495	52.8 %
Español	71	\$ 491,586	790,895	\$ 6,554	\$ 10,545	62.2 %
Vietnamita	0	0	0	0	0	0.0 %
Otros idiomas	*	*	*	*	*	69.4 %
Total	410	\$ 2,519,751	\$ 4,623,552	\$ 6,146	\$ 11,277	54.5 %

Desde los 3 hasta los 21 años

	Recuento de personas	Gasto total	Total de servicios autorizados	Gastos per cápita	Servicios autorizados per cápita	Utilizado
Chino	*	*	*	*	*	25.0 %
Inglés	331	\$ 2,010,020	\$ 3,804,877	\$ 6,073	\$ 11,495	52.8 %
Español	75	\$ 491,586	\$ 790,895	\$ 6,554	\$ 10,545	62.2 %
Vietnamita	\$ 0	\$ 0	\$ 0	\$ 0	\$ 0	0.0 %
Otros idiomas	*	*	*	*	*	69.4 %
Total	410	\$ 2,519,751	\$ 4,623,552	\$ 6,146	\$ 11,277	54.5 %

*De acuerdo con los lineamientos de desidentificación del DDS, se han suprimido los recuentos del uno al diez.

** De acuerdo con los lineamientos de desidentificación del DDS, se han suprimido las cédulas complementarias.

Monto en dólares por servicios no médicos, idioma y edad

P. ej.: equinoterapia y musicoterapia, además de terapias con arte y danza

Todas las edades

	Recuento de personas	Gasto total	Total de servicios autorizados	Gastos per cápita	Servicios autorizados per cápita	Utilizado
Chino	0	\$ 0	\$ 0	\$ 0	\$ 0	0.0 %
Inglés	**	**	**	**	**	54.9 %
Español	*	*	*	*	*	59.9 %
Vietnamita	0	\$ 0	\$ 0	\$ 0	\$ 0	0.0 %
Otros idiomas	0	\$ 0	\$ 0	\$ 0	\$ 0	0.0 %
Total	67	\$ 153,258	\$ 278,151	\$ 2,287	\$ 4,152	55.1 %

Desde los 3 hasta los 21 años

	Recuento de personas	Gasto total	Total de servicios autorizados	Gastos per cápita	Servicios autorizados per cápita	Utilizado
Chino	0	\$ 0	\$ 0	\$ 0	\$ 0	0.0 %
Inglés	**	**	**	**	**	55.4 %
Español	*	*	*	*	*	58.0 %
Vietnamita	\$ 0	\$ 0	\$ 0	\$ 0	\$ 0	0.0 %
Otros idiomas	\$ 0	\$ 0	\$ 0	\$ 0	\$ 0	0.0 %
Total	56	\$ 125,068	\$ 225,533	\$ 2,233	\$ 4,027	55.5 %

*De acuerdo con los lineamientos de desidentificación del DDS, se han suprimido los recuentos del uno al diez.

** De acuerdo con los lineamientos de desidentificación del DDS, se han suprimido las cédulas complementarias.

Monto en dólares por otros servicios sociales recreativos, idioma y edad

Todas las edades

	Recuento de personas	Gasto total	Total de servicios autorizados	Gastos per cápita	Servicios autorizados per cápita	Utilizado
Chino	0	\$ 0	\$ 0	\$ 0	\$ 0	0.0 %
Inglés	169	\$ 89,002	\$ 225,449	\$ 527	\$ 1,334	39.5 %
Español	21	\$ 4,159	\$ 19,519	\$ 198	\$ 929	21.3 %
Vietnamita	0	\$ 0	\$ 0	\$ 0	\$ 0	0.0 %
Otros idiomas	0	\$ 0	\$ 0	\$ 0	\$ 0	0.0 %
Total	190	\$ 93,161	\$ 244,968	\$ 490	\$ 1,289	38.0 %

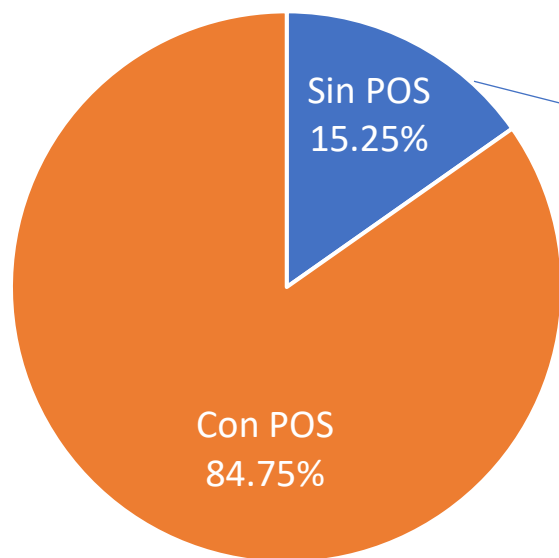
Desde los 3 hasta los 21 años

	Recuento de personas	Gasto total	Total de servicios autorizados	Gastos per cápita	Servicios autorizados per cápita	Utilizado
Chino	0	\$ 0	\$ 0	\$ 0	\$ 0	0.0 %
Inglés	**	**	**	**	**	36.2 %
Español	**	**	**	**	**	17.8 %
Vietnamita	\$ 0	\$ 0	\$ 0	\$ 0	\$ 0	0.0 %
Otros idiomas	\$ 0	\$ 0	\$ 0	\$ 0	\$ 0	0.0 %
Total	162	\$ 69,115	\$ 197,297	\$ 427	\$ 1,218	35.0 %

*De acuerdo con los lineamientos de desidentificación del DDS, se han suprimido los recuentos del uno al diez.

** De acuerdo con los lineamientos de desidentificación del DDS, se han suprimido las cédulas complementarias.

Personas con el apoyo del WRC con POS vs. Solo administración de casos (sin POS)



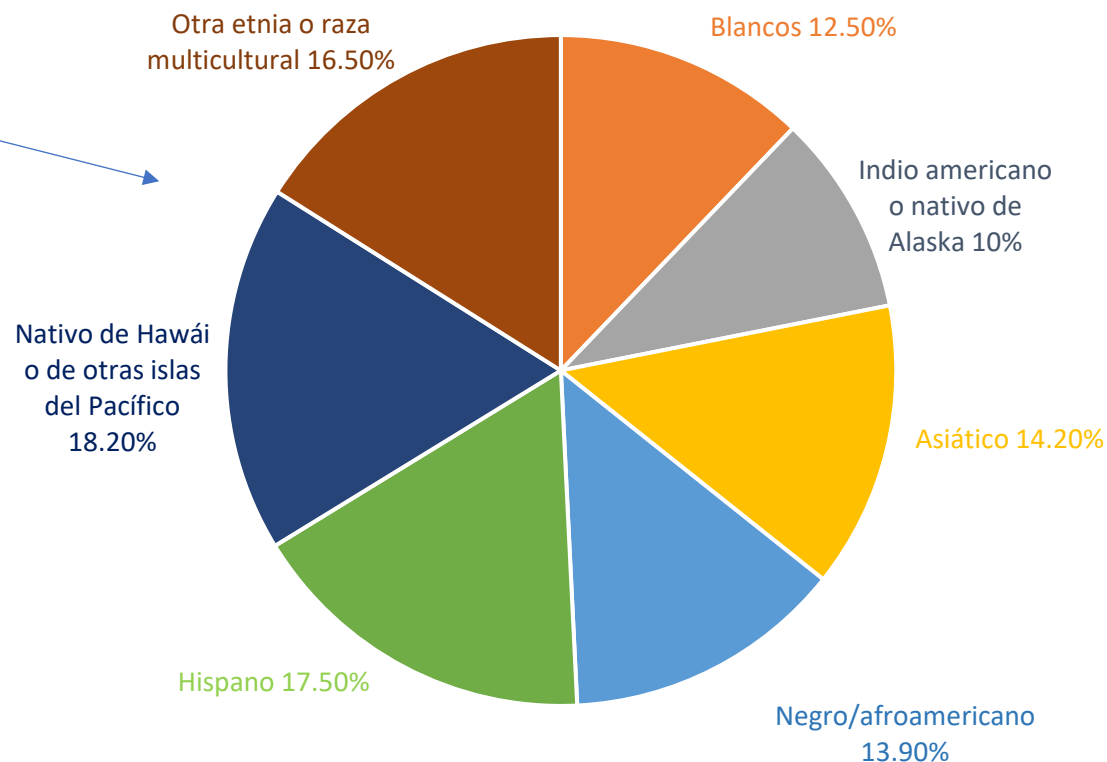
■ Sin POS ■ Con POS

Total de consumidores: 13,388

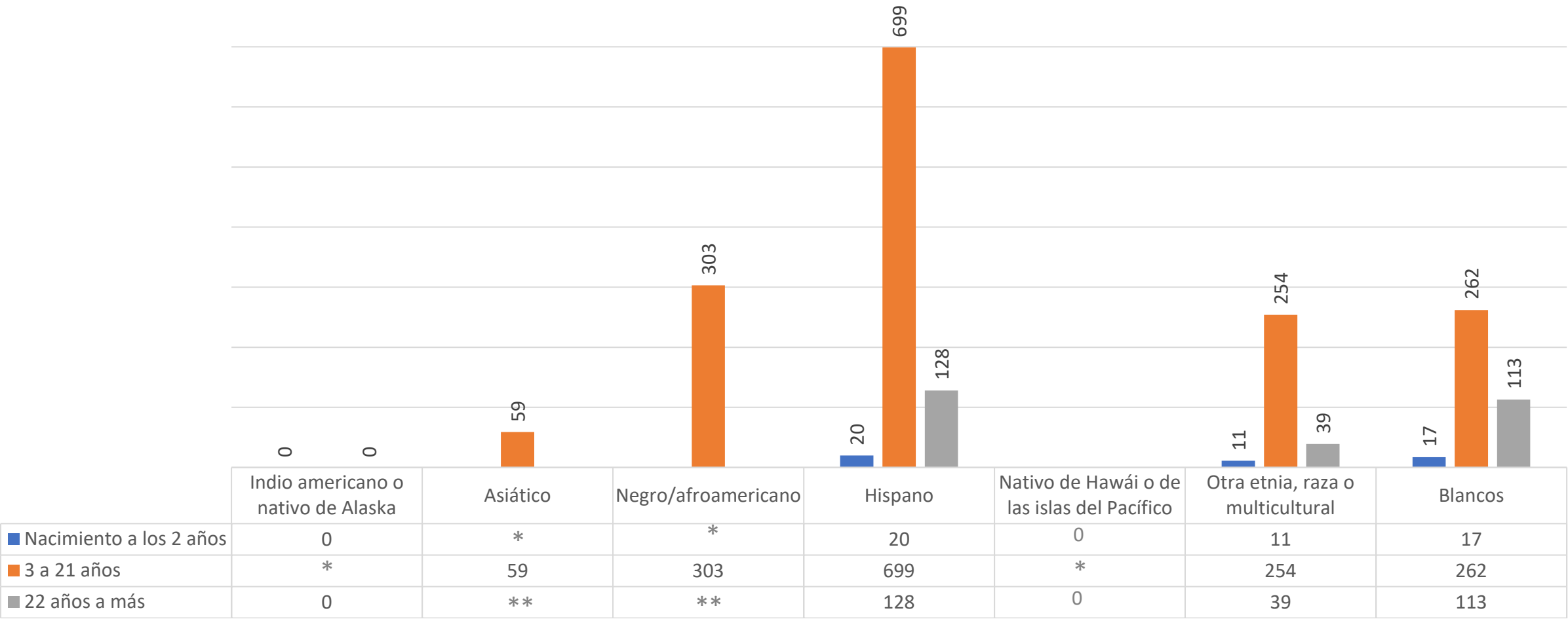
Con POS: 11,347

Sin POS: 2,041

Porcentaje sin POS por raza o etnia




Solo servicios de administración de casos (sin POS) según edad y etnia



*De acuerdo con los lineamientos de desidentificación del DDS, se han suprimido los recuentos del uno al diez.

** De acuerdo con los lineamientos de desidentificación del DDS, se han suprimido las cédulas complementarias.



Esfuerzos para aumentar la participación y el acceso de la comunidad

Revisaremos la información sobre:

*Iniciativas tanto nuevas como continuas
para promover la equidad.*



Participación comunitaria

- Presentaciones para la admisión y elegibilidad:
 - Venice Family Clinic, Family Services of Santa Monica, Volunteers of America, residentes de UCLA.
- Participación en eventos de extensión comunitaria:
 - Centro de Richstone, El Camino College, Distrito Escolar Unificado de Centinela Valley, SELPA de Tri City.
- Desarrollo del Proyecto Conector Comunitario en colaboración con la Red Familiar de Niños de Westside (WIN) financiado a través del Programa de Subvenciones de Equidad y Acceso al Servicio del AF 24-25:
 - Subvención de \$450,000 por 24 meses; desarrollo en curso.
 - Se enfoca en niños latinos y afroamericanos desde su nacimiento hasta los cinco años con poco o ningún financiamiento de POS en la zona de captación de Westside.
 - Su objetivo es ampliar la comprensión acerca de los servicios del centro regional y aumentar su uso mediante el apoyo personalizado de los trabajadores de salud comunitarios de WIN.
- Sesiones de escucha a través de “Conversaciones Comunitarias” realizadas trimestralmente. La siguiente junta está planeada para el 25 de junio de 2025 de 5:30 p.m-7:30 p.m.



Educación comunitaria

- Sesiones informativas (12 en total) sobre los siguientes servicios: sociales y recreativos, relevo, asistencia personal, exenciones de salud y seguridad, análisis del comportamiento aplicado (ABA, por sus siglas en inglés), habilidades adaptativas, apoyos familiares coordinados y proceso de las apelaciones del centro regional.
- Ferias de recursos para proveedores asociados (un total de 8) consistentes de los temas de las sesiones informativas para ayudar a las familias en la reunión presencial con los proveedores del centro regional. Los servicios presentados incluyeron servicios sociales y recreativos (2), relevo, asistencia personal, salud y seguridad (2), ABA (2), habilidades adaptativas (1), así como apoyos familiares coordinados (1).
- Disponibilidad de intérpretes bilingües que permite a las familias entrevistar a varios proveedores del centro regional al mismo tiempo.
- Basada en la sesión informativa, el desarrollo de videos y los módulos para mejorar la comprensión de los servicios del centro regional y la participación comunitaria.



Comunicación intercultural

- Capacitación sobre los sesgos implícitos: Para concientizar acerca de los prejuicios que impactan la asistencia orientada al cliente, la calidad de la comunicación interpersonal y la capacidad de generar confianza.
 - Capacitación para el personal y proveedores de admisión brindada desde enero hasta el 30 de abril de 2024.
- Capacitación de humildad cultural: Para crear conciencia de las dinámicas del lenguaje que crean barreras en la comunicación y brindar estrategias que modifiquen los enfoques del lenguaje y la comunicación con el fin de contribuir a la participación.
 - Capacitación para el personal y los miembros de la Junta Directiva brindada desde mayo de 2024 hasta el 3 de diciembre de 2024.



Esfuerzos para el acceso lingüístico

- Traducción
 - 126 documentos de Plan de Programa Individual (IPP):
 - Solicitudes culminadas dentro de los 45 días: 62
 - Solicitudes superiores a 45 días: 56
 - Solicitudes culminadas dentro de los 60 días: 2
 - Solicitudes de más de 60 días: 6
 - 275 documentos de otro tipo (p. ej.: Planes de Servicios Familiares Individualizados [IFSP], informes de progreso y materiales para presentaciones públicas)
 - 417 materiales del sitio web traducidos al español y al persa.
- Se organizaron servicios de interpretación para 63 reuniones públicas y privadas.
- El personal del WRC participó en clases de Lenguaje de Señas Americano (ASL, por sus siglas en inglés).
- Se adquirió equipamiento como el PockeTalker y bucles magnéticos para mejorar la comunicación con nuestras personas atendidas y familias con sordera+ y discapacidad auditiva. Se dispuso de un equipo para recepción según la necesidad de la persona atendida y en sus familias.



Esfuerzos para mejorar el acceso a los servicios: Administración de Casos Avanzada (ECM)

- La ECM proporciona una administración de casos intensiva para las personas atendidas y sus familias que tienen gastos de POS bajos o nulos (menos de \$2,000).
- Las personas atendidas reciben el máximo apoyo práctico para garantizar servicios genéricos y de centro regional.
- Asistencia de ECM:
 - 108 individuos; 68% Latinx , 23 % afroamericanos y 9% incluyendo individuos que se identifican como chinos, filipinos, japoneses, persas, multiculturales, y blancos
 - Lenguas de los individuos: Inglés 57%, español 42% y farsi 1%.
 - Servicios puestos en marcha: relevo, horas de asistencia personal, servicios sociales recreativos (restaurados) que incluyen tutorías, reevaluaciones psicológicas, servicios dentales, servicios de habilidades sociales, servicios de Apoyo Familiar Coordinado, consultas de inmigración y servicios de interpretación/traducción.

Asesores de padres en clínicas para facilitar el acceso a los servicios pediátricos.

Por: Directora del programa, Christine Bottrel Mirzaian, MD, MPH

Directora de servicios clínicos y comunitarios de UCS UCEDD

Docente colaboradora de la clínica pediátrica de Keck School of Medicine de la USC

Propósito

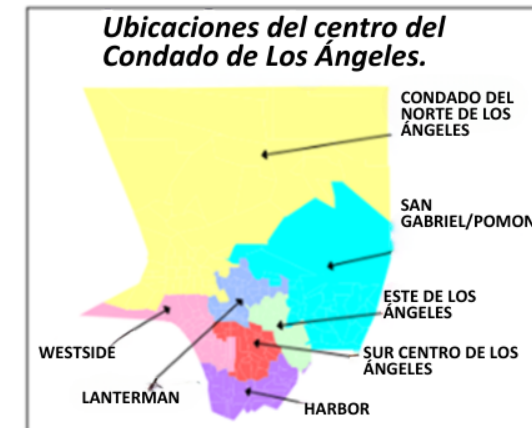
- El programa de asesores de padres recibe financiación del programa de igualdad de acceso a los servicios para el DDS desde el 2017 para su respectiva función que inició en julio del 2018.
- Este programa fue creado con el propósito de trabajar con cada una de las familias para conectar con los servicios que brinda el Centro Regional, incluyendo el Inicio Temprano y los servicios que incluye la Ley Lanterman para niños con discapacidad del desarrollo. El programa también ayuda a que las familias obtengan servicios genéricos.

Datos del panorama

- El programa de asesores de padres ayuda a un aproximado de 1,200 familias al año.
- El programa de asesores de padres ayuda a enviar alrededor de 350 referencias de Inicio Temprano y un aproximado de 150 en el servicio de la Ley Lanterman por año.
- El programa brinda al Centro Regional un servicio asesorías de cada una de las 800 personas atendidas al año.
- Este programa mediante sus asesorías brinda un servicio genérico a un aproximado de 400 personas las cuales son atendidas al año.
- Para el periodo de subvenciones actuales, hasta ahora se ha trabajado con 37 familias pertenecientes al Centro Regional de Westside.

A quién servimos

- Recibimos referencias por parte de la clínica AltaMed General Pediatrics de CHLA. Donde:
 - Un 85 % de la población a la que servimos es de una etnia hispana o latina y un 50 % son hispanohablantes.
 - La mayoría son de bajos ingresos.
- Servimos a familias de los 7 centros regionales del Condado de L.A.
- Hemos extendido nuestro proyecto para incluir las clínicas comunitarias como Watts Healthcare que cuenta con familias adicionales pertenecientes al Centro Regional de Westside.



Asesores de padres en clínicas para facilitar el acceso a los servicios pediátricos.

4 asesores de padres a tiempo completo (PNs)

- Asesores de padres en clínicas para facilitar el acceso a los servicios pediátricos.
- Asesores de padres a tiempo completo (PNs)
- PNs son padres o miembros de familia de un niño con discapacidad del desarrollo.
- Tienen una amplia experiencia en el sistema de asesoramiento, recursos comunitarios, y defensoría para las familias.
- Pertenecen a la comunidad en la que brindan sus servicios.
- Han sido capacitados en la facultad del Centro Universitario de la UCEDD con especialidad en discapacidad del desarrollo.



¿De qué manera los asesores de padres ayudan a las familias?

- Explican a las familias qué es el Centro Regional.
- Animar a las familias dándoles a entender que “están para apoyar”.
- Ayudan a los padres a entender cómo se presenta el autismo.
- Ayudan a las familias con el proceso de admisión o en completar formularios.
- Identifican la información necesaria solicitada por los proveedores.
- Realizan seguimientos y apoyo continuo a las familias.
- Cuando se vuelve difícil la resolución de problemas, ellos se comunican con los coordinadores de servicio.
- Cuando es necesario, guían a las familias en el proceso de apelación.
- Ofrecen talleres para los padres.
- ¡Abogan! ¡Abogan! ¡Abogan!

Opiniones de la comunidad

SPECIAL DISABILITY COMMUNITY BRIEFING

Potential Cuts to Medicaid: Congress Votes to Cut Medicaid

Thursday, April 10, 2025
11:30a.m. – 1:00p.m. (PT) via Zoom

ASL, Spanish and Korean interpretation provided.

This week, Congress is expected to once again vote to cut \$880 billion from Medicaid for health care and services for millions of people with disabilities and older people. Last weekend, the U.S. Senate agreed to a framework for drastic cuts and the House of Representatives will have their second vote to support those cuts. This briefing will have experts in the budget process and Medicaid and will offer specific actions you can take to save Medicaid.

Featuring:

- Tony Anderson, Associate Director, Association of Regional Center Agencies
- Mellisa Cerdillo, Campaign Organizer, Health Access California
- Chuck Konigsberg, former White House Office of Management and Budget Asst. Director, U.S. Senate Finance Committee General Counsel, and author of *Trillions*, a nonpartisan column on the federal budget
- Mark Melanson, Executive Director, California Community Living Network

Find out what actions you can take to #SaveMedicaid

Register at: dvunited.org/briefing



Disability Week of Action


Join the fight to protect Medi-Cal, regional center services, and IHSS programs from devastating cuts

Learn more and register at tinyurl.com/disabilityaction

**FIGHT
FOR OUR
HEALTH**



Rallies to Save Medicaid		
MON	<i>Palm Desert</i> 11:30am - 1:00pm	APRIL 21
TUE	<i>Anaheim & Hesperia</i> 11:30am - 1:00pm	APRIL 22
WED	<i>Santee, Rocklin & Modesto</i> 11:30am - 1:00pm	APRIL 23
THU	<i>Bakersfield & Clovis</i> 11:30am - 1:00pm	APRIL 24
FRI	<i>Chico</i> 11:30am - 1:00pm	APRIL 25



Disability Week of Action

San Bernardino County Rally to Save Medicaid!

Tuesday, April 22

11:30am - 1:00pm

Office of Rep. Jay Obernolte

9700 Seventh Ave, Suite 201, Hesperia

Join the fight to protect Medi-Cal,
regional center services, and IHSS
programs from devastating cuts

Learn more and register at
tinyurl.com/disabilityaction

**FIGHT
FOR OUR
HEALTH**



To: Board of Directors

Date: May 7, 2025

Committee Schedule and Agenda for the WRC Board of Directors Board Meeting, **Wednesday, May 14, 2025.**

Attached, is the agenda for the **May 14, 2025, WRC Board of Directors Board Meeting which will be held virtually on Zoom Webinar.**

*All Board of Directors will receive a link inviting you to be a panelist at the May 14, 2025 meeting. On the day of the Board meeting, **please click on your link to ensure you join the meeting as a panelist (speaker).** **This link is unique to you and should not be shared with anyone else.**

All members of the public who wish to attend the meeting should follow these instructions to register:

1. Sign up for a [free Zoom account](#) if they have not already done so
2. [Click on this link to register](#) to attend the meeting
 - Attendees will be asked for their name and email address
 - This is so we can take attendance instead of using a sign-in sheet
 - Attendees will receive an email with a link to join the meeting
 - **Webinar ID: 826 6066 9836 # • Password: 741699 #**
3. On the day and time of the meeting, attendees should click the link to join and enter the password.
 - Spanish interpretation will be available upon entering the meeting

The public session Call-to-Order is scheduled for 6:30 p.m. Much of the work of the Board is done in the WRC various committees, including Finance, Political Action, Client Services, and others. Your participation is needed and welcomed.

The following Committees are scheduled to meet:

Committee Name	Date & Time	Location
Board Development Committee	May 12, 5:30 p.m.	ZOOM Video Conference
Client Services Committee	May 6, 5:00 p.m.	ZOOM Video Conference
Consumer Advisory Committee	May 15, 5:00 p.m.	El Pollo Loco 5529 Sepulveda Blvd. Culver City
Facilities Committee	May 19, 6:00 p.m.	ZOOM Video Conference
Finance Committee	May 14, 3:30 p.m.	ZOOM Video Conference
Policy Committee	May 15, 4:00 p.m.	ZOOM Video Conference
Political Action & Outreach Committee	May 13, 5:00 p.m.	ZOOM Video Conference
Self Determination	May 13, 6:00 p.m.	ZOOM Video Conference
Service Provider Advisory Committee	May 20, 10:30 a.m.	ZOOM Video Conference

Wednesday, May 14, 2025**Via Zoom**

6:00 PM – Closed Session • 6:30 PM – Public Session

AGENDA

- **Closed Session**

4663 (a) (1) (2) (3) (4) (5) (b)

*'Real estate', 'appointment, employment, evaluation, of performance or dismissal of a Regional Center employee'.**'Pending litigation'. Pursuant to Welfare and Institutions Code 4660.*

- **Public Session Call to Order**

Vanda Yung

- **Welcome**

Vanda Yung

- **Mission Statement**

Dr. Wakelin McNeel

- **Code of Conduct**

Jennifer E. Cohen

- **Roll Call of Board Members – Quorum**

Vanda Yung

- **President's Report**

Vanda Yung

- **Executive Director's Report**

Jane Borochoff

- **Public Comment on Agenda Items**

- **APPROVAL OF Minutes of April 9, 2025 Board Meeting**

Almarietha Mathews – ACTION

- **Committee Reports**

- Board Development**

- **APPROVAL OF Board Member(s) for 2 Year Term (2025-2027)**
 - Carmen Tripp

Jennifer E. Cohen – ACTION

- Client Services**

- **APPROVAL OF Adaptive Skills Service Standards**

Dr. Wakelin McNeel – ACTION

- Facilities**

Almarietha Mathews

- Finance**

Kyle Jones

- Policy**

Terry Magady

- Political Action (PAC)**

Zoey Giesberg

- Service Provider Advisory (SPAC)**

JoanElaine Anderson

- Consumer Advisory (CAC)**

Esther Kelsey

- **Public Comment**

- **Adjournment**

Vanda Yung – ACTION

Pursuant to California Welfare and Institutions Code 4660 (c), time shall be allowed for public input on all properly noticed agenda items prior to board action on that Item.

The Annual Board Meeting is on Wednesday, June 11, 2025, at 6:30 p.m.*Committed To Providing Support And Services To People With Developmental Disabilities*5901 Green Valley Circle, Suite 320, Culver City, CA 90230 ■ (310) 258-4000 www.westsiderc.org

To: Board of Directors

Date: June 4, 2025

Committee Schedule and Agenda for the WRC Board of Directors Board Meeting, **Wednesday, June 11 2025.**

Attached, is the agenda for the **June 11, 2025, WRC Board of Directors Board Meeting which will be held virtually on Zoom Webinar.**

*All Board of Directors will receive a link inviting you to be a panelist at the June 11, 2025 meeting. On the day of the Board meeting, **please click on your link to ensure you join the meeting as a panelist (speaker). This link is unique to you and should not be shared with anyone else.**

All members of the public who wish to attend the meeting should follow these instructions to register:

1. Sign up for a [free Zoom account](#) if they have not already done so
2. [Click on this link to register](#) to attend the meeting
 - Attendees will be asked for their name and email address
 - This is so we can take attendance instead of using a sign-in sheet
 - Attendees will receive an email with a link to join the meeting
 - **Webinar ID: 826 6066 9836 # • Password: 741699 #**
3. On the day and time of the meeting, attendees should click the link to join and enter the password.
 - Spanish interpretation will be available upon entering the meeting

The public session Call-to-Order is scheduled for 6:30 p.m. Much of the work of the Board is done in the WRC various committees, including Finance, Political Action, Client Services, and others. Your participation is needed and welcomed.

The following Committees are scheduled to meet:

Committee Name	Date & Time	Location
Board Development Committee	June 9, 5:30 p.m.	ZOOM Video Conference
Client Services Committee	June 3, 5:00 p.m.	ZOOM Video Conference
Consumer Advisory Committee	June 12, 5:00 p.m.	El Pollo Loco 5529 Sepulveda Blvd. Culver City
Facilities Committee	June 6, 12:00 p.m.	ZOOM Video Conference
Finance Committee	June 11, 3:30 p.m.	ZOOM Video Conference
Policy Committee	June 5, 4:00 p.m.	ZOOM Video Conference
Political Action & Outreach Committee	June 10, 5:00 p.m.	ZOOM Video Conference
Self Determination	June 10, 6:00 p.m.	ZOOM Video Conference
Service Provider Advisory Committee	June 17, 10:30 a.m.	ZOOM Video Conference



Wednesday, June 11, 2025

Via Zoom

6:00 PM – Closed Session • 6:30 PM – Public Session

AGENDA

- **Closed Session**

4663 (a) (1) (2) (3) (4) (5) (b)

'Real estate', 'appointment, employment, evaluation, of performance or dismissal of a Regional Center employee'.
'Pending litigation'. Pursuant to Welfare and Institutions Code 4660.

- **Public Session Call to Order**

Vanda Yung

- **Welcome**

Vanda Yung

- **Mission Statement**

Dr. Christopher Taicher

- **Code of Conduct**

Jennifer E. Cohen

- **Roll Call of Board Members – Quorum**

Vanda Yung

- **President's Report**

Vanda Yung

- **Executive Director's Report**

Jane Borochoff

- **Public Comment**

- **Committee Reports**

- **Board Development**

- **APPROVAL OF** Board Members for 2 Year Term (2025-2027)

Jennifer E. Cohen - ACTION

- **APPROVAL OF** Board Officers FY2024/25

- **Client Services**

Dr. Wakelin McNeel

- **Facilities**

Almarietha Mathews

- **Finance**

- **APPROVAL OF** Contract over \$250,000

Kyle Jones - ACTION

- CRP/WRC Crisis Team

- **Policy**

Terry Magady

- **Political Action (PAC)**

Zoey Giesberg

- **Service Provider Advisory (SPAC)**

JoanElaine Anderson

- **Consumer Advisory (CAC)**

Esther Kelsey

- **Presentation OF** Westside Regional Center 2025-2026 Performance Contract Update

Dr. Ricardo Pacheco

- **Public Comment:** Westside Regional Center 2025-2026 Performance Contract Update

- **APPROVAL OF** Westside Regional Center 2025-2026 Performance Contract Update

Vanda Yung – ACTION

- **Public Comment**

- **Adjournment**

Vanda Yung - ACTION

Pursuant to California Welfare and Institutions Code 4660 (c), time shall be allowed for public input on all properly noticed agenda items prior to board action on that item.

The Next Board Meeting is on Wednesday, July 9, 2025, at 6:30 p.m.

Committed To Providing Support And Services To People With Developmental Disabilities

5901 Green Valley Circle, Suite 320, Culver City, CA 90230 ■ (310) 258-4000 www.westsiderc.org